



FUJI

GRES FINE PORCELLANATO COLORATO IN MASSA
COLORBODY FINE PORCELAIN STONEWARE
GRÈS CÉRAME FIN COLORÉ DANS LA MASSE
DURCHGEFÄRBTES FEINSTEINZEUG

CARATTERISTICHE TECNICHE

Technical Features - Caracteristiques Techniques - Technische Eigenschaften



30x120 rett. - 12"X48"

20x120 rett. - 8"X48"



Miele 20x120 rett. - 8"x48"



Miele 20x120 rett. - 8"x48"

FUJI NATURAL





Natural 20x120 rett. - 8"x48"

FUJI PURE



FUJI



MIELE

NATURAL

PURE

FORMATI

SIZES / FORMATS / FORMATE



30x120 rett. 12"x48"

2000708 MIELE
2000706 NATURAL
2000704 PURE




20x120 rett. 8"x48"

2000586 MIELE - 2000592 GRIP
2000585 NATURAL - 2000591 GRIP
2000584 PURE - 2000590 GRIP







BATTISCOPA 6x60 - 2.4"x24"
(PZXBOX 14) ▲ 13

2000598 MIELE
2000597 NATURAL
2000596 PURE



IMBALLI E PESI

PACKING AND WEIGHT - EMBALLAGES ET POIDS - VERPACKUNG UND GEWICHT

Articolo Item Reference Artikel	Formato Size Format Format	 Pz.xScat. PiecesxBox Stk.xKrt. Pcs / Bte	 Mq.xScat. SqmxBox M ² / Bte QmxKrt.	 PesoxScat. WeightxBox Poids / Bte(kg) GewichtxKrt(kg)	 Scat.xPal. BoxesxPal. Bte / Pal. Krt.xPal.	 Mq.xPal. SqmxPal. M ² / Pal. QmxPal.	 PesoxPal. WeightxPal. Poids / Pal.(kg) GewichtxPal.(kg)
FUJI	30X120 rett.	4	1,44	26,35	36	51,84	949
FUJI	20X120 rett.	6	1,44	29,52	28	40,32	826
FUJI	20X120 rett.	6	1,44	29,52	24	34,56	708,5