



# LU-DO 21

GRES FINE PORCELLANATO COLORATO IN MASSA  
COLORBODY FINE PORCELAIN STONEWARE  
GRÈS CÉRAMÉ FIN COLORÉ DANS LA MASSE  
DURCHGEFÄRBTES FEINSTEINZEUG

## CARATTERISTICHE TECNICHE

Technical Features - Caracteristiques Techniques - Technische Eigenschaften




60x60 rett. - 24"x24"

30x60 rett. - 12"x24"

30x30 rett. - 12"x12"




LU-DO 21 GREY





Grey 60x60 Rett. - 24"x24" / 30x60 Rett. - 12"x24" / 30x30 Rett. - 12"x12"

LU-DO 21 ANTRACITE



Antracite 60x60 Rett. - 24"x24"

# LU-DO 21

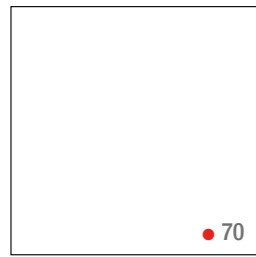


GREY

ANTRACITE

## FORMATI

SIZES / FORMATS / FORMATE



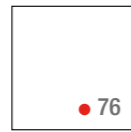
60x60 rett. - 24"x24"

2001208 ANTRACITE  
2001210 GREY



30x60 rett. - 12"x24"

2001204 ANTRACITE  
2001207 GREY



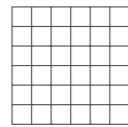
30x30 rett. - 12"x12"

2001200 ANTRACITE  
2001202 GREY

MOSAICO CON TOZZETTO 30X30 - 12"x12"  
(PZXBOX 11)

▲ 24

2001214 ANTRACITE  
2001215 GREY



BATTISCOPA 7,1x60 - 2.8"x24"  
(PZXBOX 14)


▲ 13

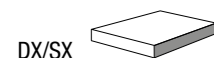
2001212 ANTRACITE  
2001213 GREY



## PEZZI SPECIALI

TRIMS / PIECES SPECIALES / FORMTEILE



 (PZXBOX 4) ▲ 168  
GRADONE 32,5x60x4 - 13"x24"x1.5"

 (PZXBOX 2) ▲ 168  
GRAD. ANGOLARE 32,5x32,5x4 - 13"x13"x1.5"



## IMBALLI E PESI

PACKING AND WEIGHT - EMBALLAGES ET POIDS - VERPACKUNG UND GEWICHT

Articolo Item Reference Artikel	Formato Size Format	 Pz.xScat. PiecesxBox Stk.xKrt. Pcs / Bte	Mq.xScat. SqmxBox M <sup>2</sup> / Bte QmxKrt.	PesoxScat. WeightxBox Poids / Bte(kg) GewichtxKrt(kg)	 Scat.xPal. BoxesxPal. Bte / Pal. Krt.xPal.	Mq.xPal. SqmxPal. M <sup>2</sup> / Pal. QmxPal.	PesoxPal. WeightxPal. Poids / Pal.(kg) GewichtxPal.(kg)
LU-DO 21	60x60 rett.	4	1,44	25,20	32	46,08	806
LU-DO 21	30x60 rett.	7	1,26	22,05	40	50,40	882
LU-DO 21	30x30 rett.	12	1,08	18,90	40	43,20	756