

CRZ64  
CERAMICA SENSIBILE ITALIANA



# Imitare la natura

è renderla  
raggiungibile...  
...capirne l'intimità per  
preservarla intatta



Imitating nature means making  
it accessible...  
...Understanding its intimacy to  
preserve it intact

Imiter la nature, c'est la mettre  
à portée de la main...  
... en comprendre l'intimité pour  
la garder telle quelle

# COLLECTIONS2022

La nostra fonte di ispirazione è la natura, inesauribile moltiplicatrice di progettualità capace di generare prodotti sensibili e di una qualità superiore, pensati e disegnati nel totale rispetto dell'ambiente che li circonda.

Andando a miscelare la creatività che la natura stessa ci ispira con la potenzialità della tecnologia digitale ci è possibile sviluppare prodotti con caratteristiche estetiche e funzionali capaci allo stesso tempo di salvaguardare emozionalità e matericità, permettendoci di dare vita a forme, colori, superfici e decori pensati per la progettazione di architetture e spazi contemporanei e allo stesso tempo sostenibili.



## “made in italy”




Our source of inspiration is nature, inexhaustible multiplier of planning abilities, able to generate sensitive products of superior quality, conceived and designed with the utmost respect for the surrounding environment. By combining the creativeness suggested by nature with the potentials of digital technology, we can develop products with aesthetic and functional characteristics that are able to safeguard emotionality and materiality, allowing us to give life to shapes, colours, surfaces and décors conceived for the planning of architectures and spaces that are both contemporary and sustainable.

Notre source d'inspiration est la nature, en mesure de multiplier les projets à l'infini pour engendrer des produits sensibles et de qualité supérieure, pensés et dessinés dans le plus grand respect de l'environnement. Si l'on combine la créativité que la nature nous inspire fréquemment avec la potentialité de la technologie numérique, il nous est possible de développer des produits ayant des caractéristiques esthétiques et fonctionnelles en mesure de préserver aussi bien le côté émotionnel que celui matériel en nous permettant de faire naître des formes, couleurs, surfaces et décorations conçues pour la conception d'architectures et d'espaces contemporains qui soient en même temps soutenables.



Unsere Inspirationsquelle ist die Natur, die Projekte in Hülle und Fülle bereit hält. Daraus entstehen sensible, hochwertige Produkte, deren Planung und Entwurf in völligem Einklang mit der Raumumgebung stehen. Aus der Verbindung der aus der Natur geschöpften Kreativität und der Potentialität digitaler Technik entwickeln wir Produkte mit ästhetischen und funktionellen Eigenschaften, die sowohl Emotionalität als auch Objektcharakter bewahren. Dies gibt uns die Möglichkeit, Formen, Farben, Oberflächen und Dekore ins Leben zu rufen, die für die Planung von gegenwärtiger, aber gleichzeitig nachhaltiger Architektur und Raumgestaltung gedacht sind.



# Affidabilità e Qualità

reliability quality  
fiabilite qualite



# INDICE / INDEX

## CEMENTI

- 010 CHANDRA
- 024 NICE
- 040 EMOTION
- 048 MAISON
- 062 ATOMIUM
- 210 VIE

## PIETRE

- 070 LINCOLN
- 086 PROVENCE
- 100 LU-DO 21
- 110 COQUINA

## CONTEMPORARY

- 122 HYDRO
- 136 DEVA
- 148 LUNARE

## LEGNI

- 158 FUJI
- 170 KAURI
- 184 TREE
- 196 VALENTINO

010 CHANDRA



024 NICE




032 EMOTION




048 MAISON



062 ATOMIUM



072 LINCOLN




085 PROVENCE



100 LU-DO 21



110 COQUINA



122 HYDRO



136 DEVA



148 LUNARE



158 FUJI



170 KAURI



184 TREE



196 VALENTINO



210 VIE



# INDICE / INDEX A - Z

## GRES PORCELLANATO

PORCELAIN STONEWARE - GRÈS CÉRAME - FEINSTEINZEUG

<b>062</b>	ATOMIUM
<b>010</b>	CHANDRA
<b>110</b>	COQUINA
<b>136</b>	DEVA
<b>040</b>	EMOTION
<b>158</b>	FUJI
<b>122</b>	HYDRO
<b>170</b>	KAURI
<b>072</b>	LINCOLN
<b>148</b>	LUNARE
<b>100</b>	LU-DO 21
<b>048</b>	MAISON
<b>024</b>	NICE
<b>086</b>	PROVENCE
<b>184</b>	TREE
<b>196</b>	VALENTINO
<b>210</b>	VIE

**MADEIN**ITALY\*

**CRZ.64**

CERAMICA SENSIBILE ITALIANA



# CEMENTI

010 CHANDRA

024 NICE

040 EMOTION

048 MAISON

062 ATOMIUM

210 VIE



# CHANDRA

GRES FINE PORCELLANATO COLORATO IN MASSA

COLORBODY FINE PORCELAIN STONEWARE

GRÈS CÉRAME FIN COLORÉ DANS LA MASSE

DURCHGEFÄRBTES FEINSTEINZEUG

## CARATTERISTICHE TECNICHE

Technical Features - Caracteristiques Techniques - Technische Eigenschaften



80,2x80,2 rett. - 32"x32"

60x60 rett. - 24"x24"

30x60 rett. - 12"x24"

45x45 - 18"x18"



CHANDRA BIANCO



**Bianco** 60x60 rett. - 24"x24"



**Bianco** 80,2x80,2 rett. - 32"x32"



CHANDRA AVORIO

**Avorio** 60x60 rett. - 24"x24"



**Avorio** 80,2x80,2 rett. - 32"x32"

CHANDRA TORTORA



**Tortora** 60x60 rett. - 24"x24"



**Tortora** 60x60 rett. - 24"x24" / 30x60 rett. - 12"x24" / mos. tozz. 30x30 - 12"x12"

CHANDRA GRIGIO

Grigio Grip 60x60 rett. - 24"x24"



Grigio 80,2x80,2 rett. - 32"x32"



CHANDRA CENERE





**Cenere** 60x60 rett. - 24"x24"

# CHANDRA



BIANCO



AVORIO



TORTORA



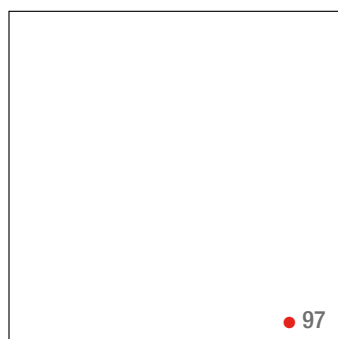
GRIGIO



CENERE

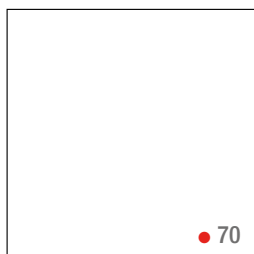
## FORMATI

SIZES / FORMATS / FORMATE



80,2x80,2 rett. - 32"x32"

2000295 AVORIO  
2000293 BIANCO  
2000291 GRIGIO  
2000289 TORTORA



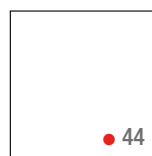
60x60 rett. - 24"x24"

2001112 AVORIO - 2001122 GRIP  
2001110 BIANCO  
2001118 CENERE - 2001128 GRIP  
2001114 GRIGIO - 2001124 GRIP  
2001116 TORTORA



30x60 rett. - 12"x24"

2001102 AVORIO  
2001100 BIANCO  
2001108 CENERE  
2001104 GRIGIO  
2001106 TORTORA



45x45 - 18"x18"


2001132 AVORIO  
2001130 BIANCO  
2001138 CENERE  
2001134 GRIGIO

MOSAICO CON TOZZETTO 30X30 - 12"x12"

(PZXBOX 11)

▲ 24

2001146 AVORIO  
2001145 BIANCO  
2001149 CENERE  
2001148 GRIGIO  
2001147 TORTORA



BATTISCOPA 8x45 - 3"x18"

(PZXBOX 30)

▲ 8

2001152 AVORIO  
2001150 BIANCO  
2001153 CENERE  
2001151 GRIGIO



BATTISCOPA 7,1x60 - 2.8"x24"

(PZXBOX 14)

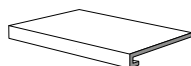
▲ 13

2001141 AVORIO  
2001140 BIANCO  
2001144 CENERE  
2001142 GRIGIO  
2001143 TORTORA



## PEZZI SPECIALI

TRIMS / PIECES SPECIALES / FORMTEILE

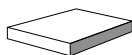


(PZXBOX 4)

▲ 168

GRADONE 32,5x60x4 - 13"x24"x1.5"

DX/SX



(PZXBOX 2)







▲ 168

GRAD. ANGOLARE 32,5x32,5x4 - 13"x13"x1.5"



## IMBALLI E PESI

PACKING AND WEIGHT - EMBALLAGES ET POIDS - VERPACKUNG UND GEWICHT

Articolo Item Reference Artikel	Formato Size Format Format	 Pz.xScat. PiecesxBox Stk.xKrt. Pcs / Bte	 Mq.xScat. SqmxBox M <sup>2</sup> / Bte QmxKrt.	 PesoxScat. WeightxBox Poids / Bte(kg) GewichtxKrt(kg)	 Scat.xPal. BoxesxPal. Bte / Pal. Krt.xPal.	 Mq.xPal. SqmxPal. M <sup>2</sup> / Pal. QmxPal.	 PesoxPal. WeightxPal. Poids / Pal.(kg) GewichtxPal.(kg)
CHANDRA	80,2x80,2 rett.	2	1,29	22,58	36	46,44	813
CHANDRA	60x60 rett.	4	1,44	25,20	32	46,08	806
CHANDRA	30x60 rett.	7	1,26	22,05	40	50,40	882
CHANDRA	45x45	8	1,62	26,24	48	77,76	1259,52



# NICE

GRES FINE PORCELLANATO COLORATO IN MASSA

COLORBODY FINE PORCELAIN STONEWARE

GRÈS CÉRAME FIN COLORÉ DANS LA MASSE

DURCHGEFÄRBTES FEINSTEINZEUG

## CARATTERISTICHE TECNICHE

Technical Features - Caracteristiques Techniques - Technische Eigenschaften



**60x120** rett. - 24"x48"

**80,2x80,2** rett. - 32"x32"

**60x60** rett. lapp. - 24"x24"

**60x60** rett. - 24"x24"

**30x60** rett. lapp. - 12"x24"

**30x60** rett. - 12"x24"

**45x45** - 18"x18"





NICE GRIGIO



Grigio 60x60 rett. - 24"x24" / 30x60 rett. - 12"x24"



Grigio Grip 60x60 rett. - 24"x24"





**Grigio** 30x60 rett. - 12"x24"




**Grigio** 60x120 rett. - 24"x48"



**Grigio** Lapp 60x60 rett. - 24"x24"

**NICE CENERE**



Cenere 60x120 rett. - 24"x48"



Cenere 60x60 rett. - 24"x24"





**Cenere** lapp. 30x60 rett. - 12"x24"

Cenere lapp. 60x60 rett. - 24"x24"



Cenere lapp. 60x60 rett. - 24"x24"

**NICE ANTRACITE**





**Antracite** 60x60 rett. - 24"x24"





Bianco 60x60 rett. - 24"x24"



Bianco lapp. 60x60 rett. - 24"x24"



# NICE



ANTRACITE



CENERE




GRIGIO



BIANCO

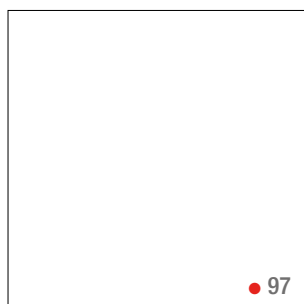
## FORMATI

SIZES / FORMATS / FORMATE



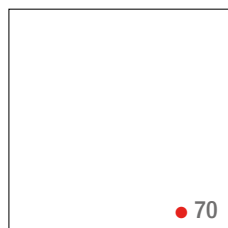
60x120 rett. - 24"x48"

2107606 GRIGIO  
2107602 CENERE  
2107608 ANTRACITE  
2107604 BIANCO



80,2x80,2 rett. - 32"x32"


2149528 GRIGIO  
2149529 CENERE  
2149530 ANTRACITE  
2138217 BIANCO



60x60 rett. - 24"x24"

2144745 GRIGIO - 2149534 GRIP  
2144746 CENERE - 2149535 GRIP  
2144747 ANTRACITE - 2149536 GRIP  
2138904 BIANCO - 2149540 GRIP

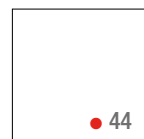
2000084 GRIGIO LAPP.  
2000082 CENERE LAPP.  
2000080 BIANCO LAPP.  
2000078 ANTRACITE LAPP.



30x60 rett. - 12"x24"

2144749 GRIGIO  
2144750 CENERE  
2144751 ANTRACITE  
2138905 BIANCO

2000076 GRIGIO LAPP.  
2000074 CENERE LAPP.  
2000072 BIANCO LAPP.  
2000070 ANTRACITE LAPP.

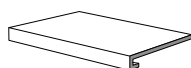


45x45 - 18"x18"

2118403 GRIGIO - 2094910 GRIP  
2118404 CENERE  
2118467 ANTRACITE  
2138906 BIANCO

## PEZZI SPECIALI

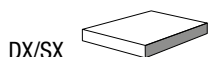
TRIMS / PIECES SPECIALES / FORMTEILE



(PZXBOX 4)

▲ 168

GRADONE 32,5x60x4 - 13"x24"x1.5"



(PZXBOX 2)


▲ 168

GRAD. ANGOLARE 32,5x32,5x4 - 13"x13"x1.5"

MOSAICO CON TOZZETTO 30x30 - 12"x12"  
(PZXBOX 11)

▲ 24

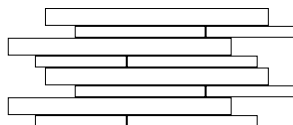
2144769 GRIGIO  
2144770 CENERE  
2070643 BIANCO  
2144772 ANTRACITE



MOSAICO A MURETTO 30x60 - 12"x24"  
(PZXBOX 6)

▲ 44

2117031 GRIGIO  
2117032 CENERE  
2070645 BIANCO  
2117033 ANTRACITE



BATTISCOPA 7,1x60 - 2.8"x24"  
(PZXBOX 14)

▲ 13

2144753 GRIGIO  
2144754 CENERE  
2144755 ANTRACITE  
2138222 BIANCO



BATTISCOPA 8x45 - 3"x18"  
(PZXBOX 30)

▲ 8

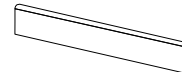
2118563 GRIGIO  
2118564 CENERE  
2118565 ANTRACITE  
2138223 BIANCO



BATTISCOPA 6x80,2 - 2.4"x32"  
(PZXBOX 12)

▲ 17

2149546 GRIGIO  
2149547 CENERE  
2149548 ANTRACITE  
2138219 BIANCO



## DECORI

DECORS - DECORS - DEKORE



▲ 50

0084420 DEC. GRIGIO 30x60 rett. - 12"x24"



(PZXBOX 4)

▲ 50

0084421 DEC. CENERE 30x60 rett. - 12"x24"



▲ 50

0084422 DEC. ANTRACITE 30x60 rett. - 12"x24"





▲ 50

0084423 DEC. BIANCO 30x60 rett. - 12"x24"

## IMBALLI E PESI

PACKING AND WEIGHT - EMBALLAGES ET POIDS - VERPACKUNG UND GEWICHT

Articolo Item Reference Artikel	Formato Size Format Format	 Pz.xScat. PiecesxBox Stk.xKrt. Pcs / Bte	Mq.xScat. SqmxBox M <sup>2</sup> / Bte QmxKrt.	PesoxScat. WeightxBox Poids / Bte(kg) GewichtxKrt(kg)	 Scat.xPal. BoxesxPal. Bte / Pal. Krt.xPal.	Mq.xPal. SqmxPal. M <sup>2</sup> / Pal. QmxPal.	PesoxPal. WeightxPal. Poids / Pal.(kg) GewichtxPal.(kg)
NICE	60x120 rett.	2	1,44	26,35	36	51,84	949
NICE	80,2x80,2 rett.	2	1,29	22,58	36	46,44	813
NICE	60x60 rett.	4	1,44	26,73	32	46,08	855
NICE	30x60 rett.	7	1,26	22,68	40	50,40	907
NICE	45x45	8	1,62	25,27	48	77,76	1213



# EMOTION

GRES FINE PORCELLANATO COLORATO IN MASSA

COLORBODY FINE PORCELAIN STONEWARE

GRÈS CÉRAME FIN COLORÉ DANS LA MASSE

DURCHGEFÄRBTES FEINSTEINZEUG

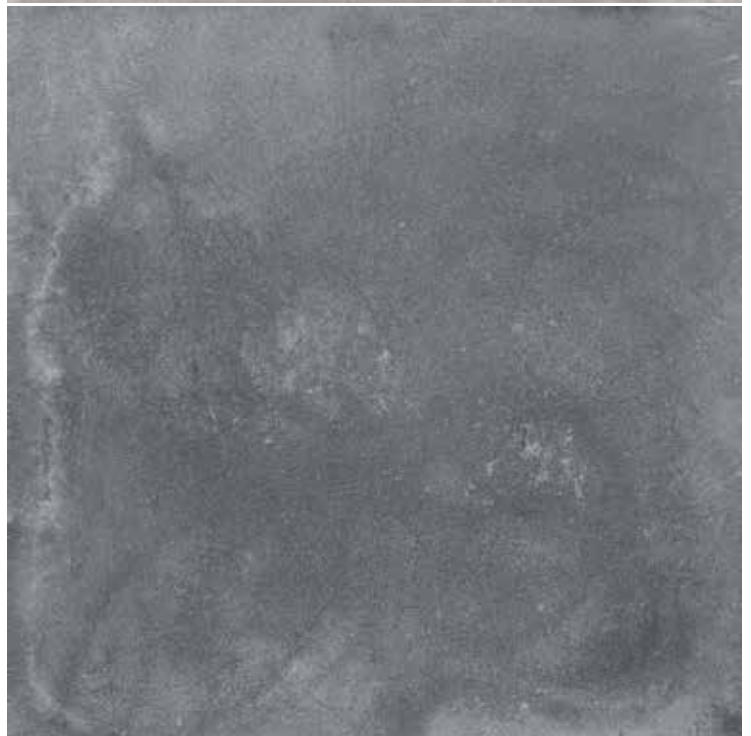
## CARATTERISTICHE TECNICHE

Technical Features - Caracteristiques Techniques - Technische Eigenschaften



---

80x80 rett. - 32"x32"





EMOTION GRIGIO




Grigio 80x80 Rett. - 32"x32"



Grigio 80x80 Rett. - 32"x32"



EMOTION CENERE



**Cenere** 80x80 Rett. - 32"x32"



**Cenere** 80x80 Rett. - 32"x32"



# EMOTION



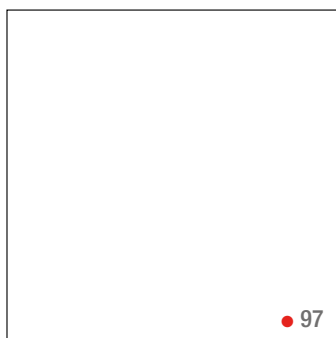
GRIGIO



CENERE

## FORMATI

SIZES / FORMATS / FORMATE




80x80 rett. - 32"x32"

2000261 CENERE  
2000260 GRIGIO

MOSAICO CON TOZZETTO 30x30 - 12"x12"

(PZXBOX 11)

▲ 24



2000429 CENERE  
2000431 GRIGIO

BATTISCOPA 6x80 - 2.4"x32"

(PZXBOX 12)

▲ 13



2000269 CENERE  
2000268 GRIGIO

## PEZZI SPECIALI

TRIMS / PIECES SPECIALES / FORMTEILE

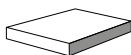


(PZXBOX 4)

▲ 168

GRADONE 32,5x60x4 - 13"x24"x1.5"


DX/SX



(PZXBOX 2)



▲ 168

GRAD. ANGOLARE 32,5x32,5x4 - 13"x13"x1.5"



## IMBALLI E PESI

PACKING AND WEIGHT - EMBALLAGES ET POIDS - VERPACKUNG UND GEWICHT

Articolo Item Reference Artikel	Formato Size Format Format	 Pz.xScat. PiecesxBox Stk.xKrt. Pcs / Bte	Mq.xScat. SqmxBox M <sup>2</sup> / Bte QmxKrt.	PesoxScat. WeightxBox Poids / Bte(kg) GewichtxKrt(kg)	 Scat.xPal. BoxesxPal. Bte / Pal. Krt.xPal.	Mq.xPal. SqmxPal. M <sup>2</sup> / Pal. QmxPal.	PesoxPal. WeightxPal. Poids / Pal.(kg) GewichtxPal.(kg)
EMOTION	80x80 rett.	2	1,28	27,77	40	51,20	1112



# MAISON

GRES FINE PORCELLANATO COLORATO IN MASSA

COLORBODY FINE PORCELAIN STONEWARE

GRÈS CÉRAME FIN COLORÉ DANS LA MASSE

DURCHGEFÄRBTES FEINSTEINZEUG

## CARATTERISTICHE TECNICHE

Technical Features - Caracteristiques Techniques - Technische Eigenschaften



**60x60** rett. - 24"x24"

**30x60** rett. - 12"x24"

**45x45** - 18"x18"





MAISON AVORIO

Avorio 60x60 rett. - 24"x24"



Avorio 60x60 rett. - 24"x24"



MAISON GRIGIO



Grigio 30x60 rett. - 12"x24"



Grigio 60x60 rett. - 24"x24"





**Grigio** 60x60 rett. - 24"x24"





MAISON CENERE

**Cenere** 60x60 rett. - 24"x24"




**Cenere** 60x60 rett. - 24"x24"





**MAISON ANTRACITE**







**Antracite** 60x60 rett. - 24"x24"

# MAISON



CENERE



GRIGIO




ANTRACITE



AVORIO

## FORMATI

SIZES / FORMATS / FORMATE



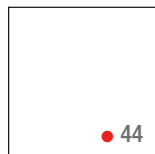
60x60 rett. - 24"x24"

2016635 AVORIO  
2016637 CENERE  
2016639 GRIGIO - 2112980 GRIP  
2000473 ANTRACITE



30x60 rett. - 12"x24"

2016615 AVORIO  
2016617 CENERE  
2016619 GRIGIO  
2016613 ANTRACITE



45x45 - 18"x18"


2016627 CENERE  
2016629 GRIGIO  
2016623 ANTRACITE

### MOSAICO CON TOZZETTO 30x30 - 12"x12"

(PZXBOX 11)

▲ 24

2108086 AVORIO  
2108085 CENERE  
2108088 GRIGIO  
2108084 ANTRACITE

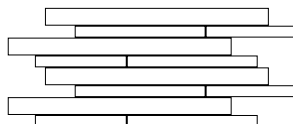


### MOSAICO A MURETTO 30x60 - 12"x24"

(PZXBOX 6)

▲ 44

2108091 AVORIO  
2108090 CENERE  
2108093 GRIGIO  
2108089 ANTRACITE



### BATTISCOPA 7,1x60 - 2.8"x24"

(PZXBOX 14)

▲ 13

2016644 AVORIO  
2016645 CENERE  
2016646 GRIGIO  
2016643 ANTRACITE



### BATTISCOPA 8x45 - 3"x18"

(PZXBOX 30)

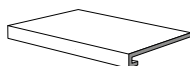
▲ 8

2016649 CENERE  
2016652 GRIGIO  
2016648 ANTRACITE



## PEZZI SPECIALI

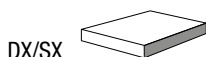
TRIMS / PIECES SPECIALES / FORMTEILE



(PZXBOX 4)

▲ 168

GRADONE 32,5x60x4 - 13"x24"x1.5"



(PZXBOX 2)



▲ 168

GRAD. ANGOLARE 32,5x32,5x4 - 13"x13"x1.5"



## IMBALLI E PESI

PACKING AND WEIGHT - EMBALLAGES ET POIDS - VERPACKUNG UND GEWICHT

Articolo Item Reference Artikel	Formato Size Format Format	 Pz.xScat. PiecesxBox Stk.xKrt. Pcs / Bte	Mq.xScat. SqmxBox M <sup>2</sup> / Bte QmxKrt.	PesoxScat. WeightxBox Poids / Bte(kg) GewichtxKrt(kg)	 Scat.xPal. BoxesxPal. Bte / Pal. Krt.xPal.	Mq.xPal. SqmxPal. M <sup>2</sup> / Pal. QmxPal.	PesoxPal. WeightxPal. Poids / Pal.(kg) GewichtxPal.(kg)
MAISON	60x60 rett.	4	1,44	25,20	32	46,08	806
MAISON	30x60 rett.	7	1,26	22,05	40	50,40	882
MAISON	60x60 rett.	3	1,08	22,35	40	43,20	894
MAISON	30x60 rett.	6	1,08	21,81	48	51,84	1046,88
MAISON	45x45	8	1,62	25,27	48	77,76	1213





# ATOMIUM

GRES FINE PORCELLANATO COLORATO IN MASSA

COLORBODY FINE PORCELAIN STONEWARE

GRÈS CÉRAME FIN COLORÉ DANS LA MASSE

DURCHGEFÄRBTES FEINSTEINZEUG

## CARATTERISTICHE TECNICHE

Technical Features - Caracteristiques Techniques - Technische Eigenschaften



---

**60x60** rett. - 24"x24"

**30x60** rett. - 12"x24"



ATOMIUM GRIGIO



**Grigio** 60x60 rett. - 24"x24"



ATOMIUM AVORIO





**Avorio** 30x60 rett. - 12"x24"

# ATOMIUM



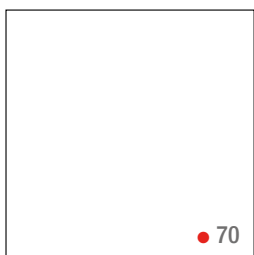
GRIGIO



AVORIO

## FORMATI

SIZES / FORMATS / FORMATE



60x60 rett. - 24"x24"

2238621 AVORIO  
2238622 GRIGIO




30x60 rett. - 12"x24"

2238637 AVORIO  
2238638 GRIGIO

### MOSAICO CON TOZZETTO 30x30 - 12"x12"

(PZXBOX 11)

▲ 24

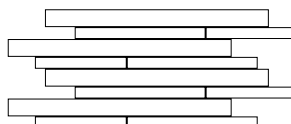


2238653 AVORIO  
2238654 GRIGIO

### MOSAICO A MURETTO 30x60 - 12"x24"

(PZXBOX 6)

▲ 44



2238657 AVORIO  
2238658 GRIGIO

### BATTISCOPA 7,1x60 - 2.8"x24"

(PZXBOX 14)

▲ 13



2238661 AVORIO  
2238662 GRIGIO

## PEZZI SPECIALI

TRIMS / PIECES SPECIALES / FORMTEILE

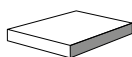


(PZXBOX 4)

▲ 168

GRADONE 32,5x60x4 - 13"x24"x1.5"

DX/SX



(PZXBOX 2)



▲ 168

GRAD. ANGOLARE 32,5x32,5x4 - 13"x13"x1.5"



## IMBALLI E PESI

PACKING AND WEIGHT - EMBALLAGES ET POIDS - VERPACKUNG UND GEWICHT

Articolo Item Reference Artikel	Formato Size Format Format	 Pz.xScat. PiecesxBox Stk.xKrt. Pcs / Bte	Mq.xScat. SqmxBox M <sup>2</sup> / Bte QmxKrt.	PesoxScat. WeightxBox Poids / Bte(kg) GewichtxKrt(kg)	 Scat.xPal. BoxesxPal. Bte / Pal. Krt.xPal.	Mq.xPal. SqmxPal. M <sup>2</sup> / Pal. QmxPal.	PesoxPal. WeightxPal. Poids / Pal.(kg) GewichtxPal.(kg)
ATOMIUM	60x60 rett.	3	1,08	22,35	40	43,20	894
ATOMIUM	30x60 rett.	6	1,08	21,81	48	51,84	1046,88





# PIETRE

070	LINCOLN
086	PROVENCE
100	LU-DO 21
110	COQUINA



# LINCOLN

GRES FINE PORCELLANATO COLORATO IN MASSA

COLORBODY FINE PORCELAIN STONEWARE

GRÈS CÉRAME FIN COLORÉ DANS LA MASSE

DURCHGEFÄRBTES FEINSTEINZEUG

## CARATTERISTICHE TECNICHE

Technical Features - Caracteristiques Techniques - Technische Eigenschaften



**80,2x80,2** rett. - 32"x32"

**60x60** rett. - 24"x24"

**30x60** rett. - 12"x24"

**30x30** rett. - 12"x12"



LINCOLN GREY







Grey Grip 60x60 rett. - 24" x24"



Grey 60x60 rett. - 24" x24"



Grey 60x60 Rett. - 24"x24" / 30x60 Rett. - 12"x24" / 30x30 Rett. - 12"x12"





LINCOLN IVORY



Ivory 60x60 rett. - 24"x24"



Ivory 60x60 Rett. - 24"x24" / 30x60 Rett. - 12"x24" / 30x30 Rett. - 12"x12"

LINCOLN CARAMEL

Caramel 60x60 Rett. - 24"x24" / 30x60 Rett. - 12"x24" / 30x30 Rett. - 12"x12"



Caramel 60x60 rett. - 24"x24"



LINCOLN IRON



**Iron** 60x60 Rett. - 24"x24" / 30x60 Rett. - 12"x24" / 30x30 Rett. - 12"x12"



**Iron** 60x60 rett. - 24"x24"




# LINCOLN



CARAMEL



IVORY



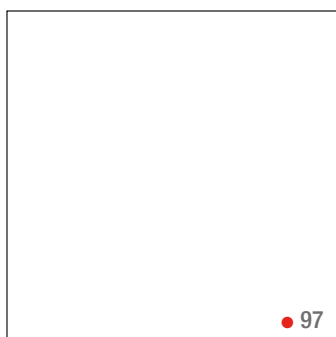
IRON



GREY

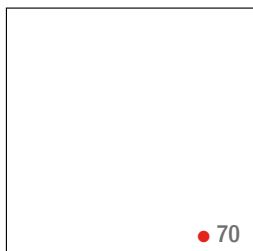
## FORMATI

SIZES / FORMATS / FORMATE



80,2x80,2 rett. - 32"x32"

2000717 CARAMEL - 2000719 GRIP  
2000727 GREY - 2000729 GRIP  
2000725 IRON  
2000721 IVORY - 2000723 GRIP




60x60 rett. - 24"x24"

2001689 CARAMEL - 2001681 GRIP  
2001693 GREY - 2001685 GRIP  
2001691 IRON - 2001683 GRIP  
2001695 IVORY - 2001687 GRIP



30x60 rett. - 12"x24"

2001673 CARAMEL  
2001677 GREY  
2001675 IRON  
2001679 IVORY




30x30 rett. - 12"x12"

2001665 CARAMEL  
2001669 GREY  
2001667 IRON  
2001671 IVORY

MOSAICO CON TOZZETTO 30X30 - 12"x12"  
(PZXBOX 11)

▲ 24

2001701 CARAMEL  
2001704 GREY  
2001702 IRON  
2001703 IVORY



BATTISCOPA 7,1x60 - 2.8"x24"  
(PZXBOX 14)

▲ 13

2001697 CARAMEL  
2001699 GREY  
2001698 IRON  
2001700 IVORY



## PEZZI SPECIALI

TRIMS / PIECES SPECIALES / FORMTEILE

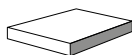


(PZXBOX 4)

▲ 168

GRADONE 32,5x60x4 - 13"x24"x1.5"

DX/SX



(PZXBOX 2)



▲ 168

GRAD. ANGOLARE 32,5x32,5x4 - 13"x13"x1.5"



## IMBALLI E PESI

PACKING AND WEIGHT - EMBALLAGES ET POIDS - VERPACKUNG UND GEWICHT

Articolo Item Reference Artikel	Formato Size Format Format	 Pz.xScat. PiecesxBox Stk.xKrt. Pcs / Bte	Mq.xScat. SqmxBox M <sup>2</sup> / Bte QmxKrt.	PesoxScat. WeightxBox Poids / Bte(kg) GewichtxKrt(kg)	 Scat.xPal. BoxesxPal. Bte / Pal. Krt.xPal.	Mq.xPal. SqmxPal. M <sup>2</sup> / Pal. QmxPal.	PesoxPal. WeightxPal. Poids / Pal.(kg) GewichtxPal.(kg)
LINCOLN	80,2x80,2 rett.	2	1,29	22,58	36	46,44	813
LINCOLN	60x60 rett.	4	1,44	25,20	32	46,08	806
LINCOLN	30x60 rett.	7	1,26	22,05	40	50,40	882
LINCOLN	30x30 rett.	12	1,08	18,90	40	43,20	756







# PROVENCE

GRES FINE PORCELLANATO COLORATO IN MASSA

COLORBODY FINE PORCELAIN STONEWARE

GRÈS CÉRAME FIN COLORÉ DANS LA MASSE

DURCHGEFÄRBTES FEINSTEINZEUG

## CARATTERISTICHE TECNICHE

Technical Features - Caracteristiques Techniques - Technische Eigenschaften



**60x60** rett. - 24"x24"

**30x60** rett. - 12"x24"

**30x30** rett. - 12"x12"





PROVENCE SABBIA





Sabbia 30x60 rett. - 12"x24"



Sabbia 60x60 rett. - 24"x24" / 30x60 rett. - 12"x24" / 30x30 rett. - 12"x12"



**Sabbia** 60x60 rett. - 24"x24"







PROVENCE CENERE







**Cenere** 60x60 rett. - 24"x24" / 30x60 rett. - 12"x24" / 30x30 rett. - 12"x12"



PROVENCE TALCO



Talco 30x60 rett. - 12"x24"




Talco 60x60 rett. - 24"x24" / 30x60 rett. - 12"x24" / 30x30 rett. - 12"x12"





Talco 60x60 rett. - 24"x24"





# PROVENCE



TALCO



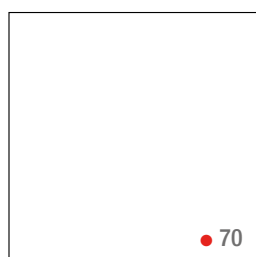
CENERE



SABBIA

## FORMATI

SIZES / FORMATS / FORMATE



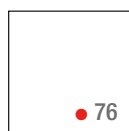
60x60 rett. - 24"x24"

2001914 CENERE  
2001906 SABBIA - 2001908 GRIP  
2001910 TALCO - 2001912 GRIP



30x60 rett. - 12"x24"

2001904 CENERE  
2001900 SABBIA  
2001902 TALCO




30x30 rett. - 12"x12"

2001926 CENERE  
2001924 SABBIA  
2001925 TALCO

MOSAICO CON TOZZETTO 30x30 - 12"x12"  
(PZXBOX 11)

▲ 24

2001922 CENERE  
2001921 SABBIA  
2001923 TALCO



BATTISCOPA 7,1x60 - 2.8"x24"  
(PZXBOX 14)

▲ 13

2001920 CENERE  
2001918 SABBIA  
2001919 TALCO



## PEZZI SPECIALI

TRIMS / PIECES SPECIALES / FORMTEILE

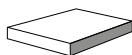


(PZXBOX 4)

▲ 168

GRADONE 32,5x60x4 - 13"x24"x1.5"

DX/SX



(PZXBOX 2)



▲ 168

GRAD. ANGOLARE 32,5x32,5x4 - 13"x13"x1.5"



## IMBALLI E PESI

PACKING AND WEIGHT - EMBALLAGES ET POIDS - VERPACKUNG UND GEWICHT

Articolo Item Reference Artikel	Formato Size Format Format	 Pz.xScat. PiecesxBox Stk.xKrt. Pcs / Bte	Mq.xScat. SqmxBox M <sup>2</sup> / Bte QmxKrt.	PesoxScat. WeightxBox Poids / Bte(kg) GewichtxKrt(kg)	 Scat.xPal. BoxesxPal. Bte / Pal. Krt.xPal.	Mq.xPal. SqmxPal. M <sup>2</sup> / Pal. QmxPal.	PesoxPal. WeightxPal. Poids / Pal.(kg) GewichtxPal.(kg)
PROVENCE	60x60 rett.	3	1,08	22,35	40	43,20	894
PROVENCE	30x60 rett.	6	1,08	21,81	48	51,84	1046,88
PROVENCE	30x30 rett.	12	1,08	21,81	40	43,20	872,40





# LU-DO 21

GRES FINE PORCELLANATO COLORATO IN MASSA

COLORBODY FINE PORCELAIN STONEWARE

GRÈS CÉRAME FIN COLORÉ DANS LA MASSE

DURCHGEFÄRBTES FEINSTEINZEUG

## CARATTERISTICHE TECNICHE

Technical Features - Caracteristiques Techniques - Technische Eigenschaften



**60x60** rett. - 24"x24"

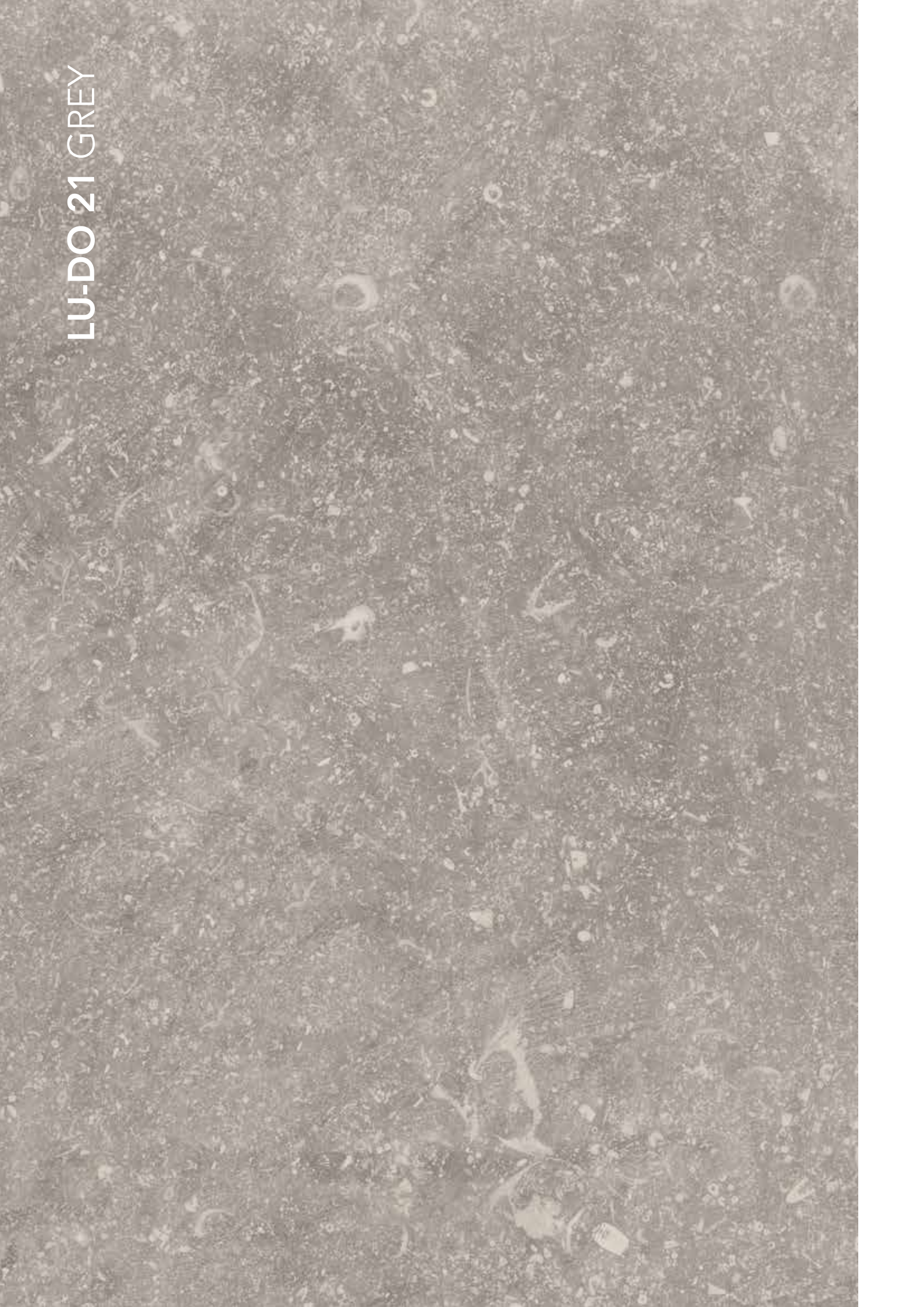
**30x60** rett. - 12"x24"

**30x30** rett. - 12"x12"





LU-DO 21 GREY





Grey 30x60 rett.- 12"x24" / Antracite 60x60 rett.- 24"x24"



Grey 60x60 rett.- 24"x24"




Grey 60x60 Rett. - 24"x24" / 30x60 Rett. - 12"x24" / 30x30 Rett. - 12"x12"








LU-DO 21 ANTRACITE





**Antracite** 60x60 Rett. - 24"x24" / 30x60 Rett. - 12"x24" / 30x30 Rett. - 12"x12"



**Antracite** 60x60 Rett. - 24"x24"

# LU-DO 21



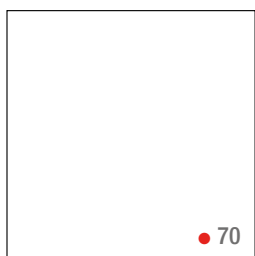
GREY



ANTRACITE

## FORMATI

SIZES / FORMATS / FORMATE



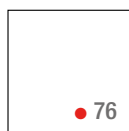
60x60 rett. - 24"x24"

2001208 ANTRACITE  
2001210 GREY



30x60 rett. - 12"x24"

2001204 ANTRACITE  
2001207 GREY



30x30 rett. - 12"x12"


2001200 ANTRACITE  
2001202 GREY

MOSAICO CON TOZZETTO 30X30 - 12"x12"

(PZXBOX 11)

▲ 24

2001214 ANTRACITE  
2001215 GREY



BATTISCOPA 7,1x60 - 2.8"x24"

(PZXBOX 14)

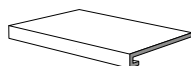
▲ 13

2001212 ANTRACITE  
2001213 GREY



## PEZZI SPECIALI

TRIMS / PIECES SPECIALES / FORMTEILE

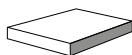


(PZXBOX 4)

▲ 168

GRADONE 32,5x60x4 - 13"x24"x1.5"

DX/SX



(PZXBOX 2)

▲ 168



GRAD. ANGOLARE 32,5x32,5x4 - 13"x13"x1.5"





## IMBALLI E PESI

PACKING AND WEIGHT - EMBALLAGES ET POIDS - VERPACKUNG UND GEWICHT

Articolo Item Reference Artikel	Formato Size Format Format	 Pz.xScat. PiecesxBox Stk.xKrt. Pcs / Bte	Mq.xScat. SqmxBox M <sup>2</sup> / Bte QmxKrt.	PesoxScat. WeightxBox Poids / Bte(kg) GewichtxKrt(kg)	 Scat.xPal. BoxesxPal. Bte / Pal. Krt.xPal.	Mq.xPal. SqmxPal. M <sup>2</sup> / Pal. QmxPal.	PesoxPal. WeightxPal. Poids / Pal.(kg) GewichtxPal.(kg)
LU-DO 21	60x60 rett.	4	1,44	25,20	32	46,08	806
LU-DO 21	30x60 rett.	7	1,26	22,05	40	50,40	882
LU-DO 21	30x30 rett.	12	1,08	18,90	40	43,20	756



# COQUINA

GRES FINE PORCELLANATO COLORATO IN MASSA

COLORBODY FINE PORCELAIN STONEWARE

GRÈS CÉRAME FIN COLORÉ DANS LA MASSE

DURCHGEFÄRBTES FEINSTEINZEUG

## CARATTERISTICHE TECNICHE

Technical Features - Caracteristiques Techniques - Technische Eigenschaften



---

**60x120** rett. NAT - 24"x48"

**80x80** rett. NAT - 32"x32"

**60x120** rett. GRIP - 24"x48"

**80x80** rett. GRIP - 32"x32"

**60x120** rett. LUX - 24"x48"

**80x80** rett. LUX - 32"x32"





**COQUINA LIMESTONE OFF-WHITE**



**Limstone** off-white 80x80 rett. - 32"x32"



**Limstone** off-white 80x80 rett. grip - 32"x32"





**Limstone** off-white 80x80 rett. lux - 32"x32"







**Limstone** off-white 60x120 rett. lux e nat. - 24"x48"



**Limstone** off-white 60x120 Rettina e grip - 24"x48"




# COQUINA



LIMESTONE OFF-WHITE

## FORMATI


SIZES / FORMATS / FORMATE



- 114 GRIP
- 128 LUX
- 114 NAT

60x120 RETT. - 24"x48"

2000602 COQUINA LIM.OFF-WHITE R. GRIP  
2000604 COQUINA LIM.OFF-WHITE R. LUX  
2000600 COQUINA LIM.OFF-WHITE R. NAT.



- 114 GRIP
- 128 LUX
- 114 NAT

80x80 RETT. - 32"x32"

2000608 COQUINA LIM.OFF-WHITE R. GRIP  
2000610 COQUINA LIM.OFF-WHITE R. LUX  
2000606 COQUINA LIM.OFF-WHITE R. NAT.

BATTISCOPA 6x60 - 2.4"x24"

(PZXBOX 14)

▲ 13



2000627 LIM.OFF-WHITE

BATTISCOPA 6x80 - 2.4"x32"

(PZXBOX 12)

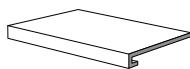
▲ 17



2000628 LIM.OFF-WHITE

## PEZZI SPECIALI

TRIMS / PIECES SPECIALES / FORMTEILE

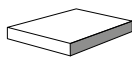


(PZXBOX 4)

▲ 168

GRADONE 32,5x60x4 - 13"x24"x1.5"


DX/SX



(PZXBOX 2)



▲ 168

GRAD. ANGOLARE 32,5x32,5x4 - 13"x13"x1.5"



## IMBALLI E PESI

PACKING AND WEIGHT - EMBALLAGES ET POIDS - VERPACKUNG UND GEWICHT

Articolo Item Reference Artikel	Formato Size Format Format	 Pz.xScat. PiecesxBox Stk.xKrt. Pcs / Bte	Mq.xScat. SqmxBox M <sup>2</sup> / Bte QmxKrt.	PesoxScat. WeightxBox Poids / Bte(kg) GewichtxKrt(kg)	 Scat.xPal. BoxesxPal. Bte / Pal. Krt.xPal.	Mq.xPal. SqmxPal. M <sup>2</sup> / Pal. QmxPal.	PesoxPal. WeightxPal. Poids / Pal.(kg) GewichtxPal.(kg)
COQUINA NAT	60x120 rett.	2	1,44	26,35	36	51,84	949
COQUINA GRIP	60x120 rett.	2	1,44	26,35	36	51,84	949
COQUINA NAT	80,2x80,2 rett.	2	1,29	22,58	36	46,44	813
COQUINA GRIP	80,2x80,2 rett.	2	1,29	22,58	36	46,44	813
COQUINA NAT	60x120 rett.	2	1,44	31,60	30	43,20	948
COQUINA LUX	60x120 rett.	2	1,41	31	30	42,30	930
COQUINA GRIP	60x120 rett.	2	1,44	31,60	30	43,20	948
COQUINA NAT	80x80 rett.	2	1,28	26,24	45	57,60	1180,80
COQUINA LUX	80x80 rett.	2	1,23	25,27	45	55,35	1137,15
COQUINA GRIP	80x80 rett.	2	1,28	26,24	45	57,60	1180,80





# CONTEMPORARY

122 HYDRO

136 DEVA

148 LUNARE



# HYDRO

GRES FINE PORCELLANATO COLORATO IN MASSA

COLORBODY FINE PORCELAIN STONEWARE

GRÈS CÉRAME FIN COLORÉ DANS LA MASSE

DURCHGEFÄRBTES FEINSTEINZEUG

## CARATTERISTICHE TECNICHE

Technical Features - Caracteristiques Techniques - Technische Eigenschaften



**60x60** rett. - 24"x24"

**30x60** rett. - 12"x24"

**30x30** rett. - 12"x12"







Bianco 60x60 Rett. - 24"x24" / 30x60 Rett. - 12"x24" / 30x30 Rett. - 12"x12"



Bianco 30x60 rett. - 12"x24"

HYDRO GREIGE




**Greige** 60x60 rett. - 24"x24"



**Greige** 60x60 Rett. - 24"x24"

HYDRO GREY



Grey 60x60 Rett. - 24"x24"



Grey 60x60 rett. - 24"x24"





**Grey** Grip 60x60 Rett. - 24"x24"





HYDRO TORTORA



Tortora 60x60 Rett. - 24" x24" / 30x60 Rett. - 12" x24" / 30x30 Rett. - 12"x12"



Tortora 60x60 rett. - 24" x24"

# HYDRO



BIANCO



GREIGE



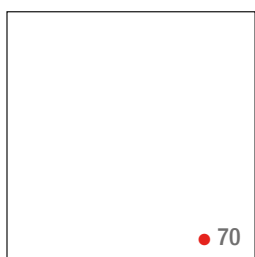
GREY



TORTORA

## FORMATI

SIZES / FORMATS / FORMATE



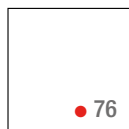
60x60 rett. - 24"x24"

2138787 BIANCO  
2138781 GREIGE - 2138775 GRIP  
2138785 GREY - 2138779 GRIP  
2138783 TORTORA - 2138777 GRIP



30x60 rett. - 12"x24"

2138773 BIANCO  
2138767 GREIGE  
2138771 GREY  
2138769 TORTORA




30x30 rett. - 12"x12"

2138765 BIANCO  
2138759 GREIGE  
2138763 GREY  
2138761 TORTORA

MOSAICO CON TOZZETTO 30X30 - 12"x12"  
(PZXBOX 11)

▲ 24

2138795 BIANCO  
2138793 GREIGE  
2138796 GREY  
2138794 TORTORA



BATTISCOPA 7,1x60 - 2.8"x24"  
(PZXBOX 14)

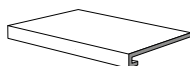
▲ 13

2138792 BIANCO  
2138789 GREIGE  
2138791 GREY  
2138790 TORTORA



## PEZZI SPECIALI

TRIMS / PIECES SPECIALES / FORMTEILE

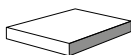


(PZXBOX 4)

▲ 168

GRADONE 32,5x60x4 - 13"x24"x1.5"

DX/SX



(PZXBOX 2)



▲ 168

GRAD. ANGOLARE 32,5x32,5x4 - 13"x13"x1.5"



## IMBALLI E PESI

PACKING AND WEIGHT - EMBALLAGES ET POIDS - VERPACKUNG UND GEWICHT

Articolo Item Reference Artikel	Formato Size Format Format	 Pz.xScat. PiecesxBox Stk.xKrt. Pcs / Bte	Mq.xScat. SqmxBox M <sup>2</sup> / Bte QmxKrt.	PesoxScat. WeightxBox Poids / Bte(kg) GewichtxKrt(kg)	 Scat.xPal. BoxesxPal. Bte / Pal. Krt.xPal.	Mq.xPal. SqmxPal. M <sup>2</sup> / Pal. QmxPal.	PesoxPal. WeightxPal. Poids / Pal.(kg) GewichtxPal.(kg)
HYDRO	60x60 rett.	4	1,44	25,20	32	46,08	806
HYDRO	30x60 rett.	7	1,26	22,05	40	50,40	882
HYDRO	30x30 rett.	12	1,08	18,90	40	43,20	756





# DEVA

GRES FINE PORCELLANATO COLORATO IN MASSA

COLORBODY FINE PORCELAIN STONEWARE

GRÈS CÉRAME FIN COLORÉ DANS LA MASSE

DURCHGEFÄRBTES FEINSTEINZEUG

## CARATTERISTICHE TECNICHE

Technical Features - Caracteristiques Techniques - Technische Eigenschaften



---

**60x120** rett. - 24"x48"

**60x60** rett. - 24"x24"

**30x60** rett. - 12"x24"



DEVA AVORIO





**Avorio** 60x60 rett. - 24"x24" / 30x60 rett. - 12"x24"

DEVA TORTORA

Tortora 60x60 rett. - 24"x24"



Tortora 60x60 rett. - 24"x24"







**Bianco** 60x60 rett. - 24"x24" / 30x60 rett. - 12"x24" / mos. tozz. 30x30 - 12"x12"

DEVA GRIGIO



Grigio 60x60 rett. - 24"x24"



Grigio 60x60 rett. - 24"x24"

# DEVA



AVORIO



TORTORA




BIANCO



GRIGIO

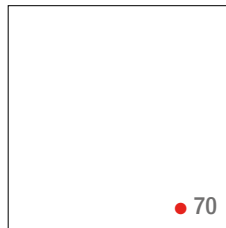
## FORMATI

SIZES / FORMATS / FORMATE




60x120 rett. - 24"x48"

2000700 BIANCO  
2000702 GRIGIO



60x60 rett. - 24"x24"

2000340 AVORIO  
2000338 BIANCO  
2000342 GRIGIO  
2000344 TORTORA



30x60 rett. - 12"x24"


2000332 AVORIO  
2000330 BIANCO  
2000334 GRIGIO  
2000336 TORTORA

### MOSAICO CON TOZZETTO 30X30 - 12"x12"

(PZXBOX 11)

▲ 24

2000351 AVORIO  
2000350 BIANCO  
2000353 GRIGIO  
2000352 TORTORA



### BATTISCOPA 7,1x60 - 2.8"x24"

(PZXBOX 14)

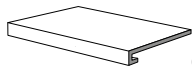
▲ 13

2000347 AVORIO  
2000346 BIANCO  
2000348 GRIGIO  
2000349 TORTORA



## PEZZI SPECIALI

TRIMS / PIECES SPECIALES / FORMTEILE

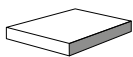


(PZXBOX 4)

▲ 168

GRADONE 32,5x60x4 - 13"x24"x1.5"

DX/SX



(PZXBOX 2)



▲ 168

GRAD. ANGOLARE 32,5x32,5x4 - 13"x13"x1.5"



## IMBALLI E PESI

PACKING AND WEIGHT - EMBALLAGES ET POIDS - VERPACKUNG UND GEWICHT

Articolo Item Reference Artikel	Formato Size Format Format	 Pz.xScat. Stk.xKrt. Pcs / Bte	Mq.xScat. SqmxBox M² / Bte QmxKrt.	PesoxScat. WeightxBox Poids / Bte(kg) GewichtxKrt(kg)	 Scat.xPal. BoxesxPal. Bte / Pal. Krt.xPal.	Mq.xPal. SqmxPal. M² / Pal. QmxPal.	PesoxPal. WeightxPal. Poids / Pal.(kg) GewichtxPal.(kg)
DEVA	60x120 rett.	2	1,44	26,35	36	51,84	949
DEVA	60x60 rett.	4	1,44	25,20	32	46,08	806
DEVA	30x60 rett.	7	1,26	22,05	40	50,40	882





# LUNARE

GRES FINE PORCELLANATO COLORATO IN MASSA

COLORBODY FINE PORCELAIN STONEWARE

GRÈS CÉRAME FIN COLORÉ DANS LA MASSE

DURCHGEFÄRBTES FEINSTEINZEUG

## CARATTERISTICHE TECNICHE


Technical Features - Caracteristiques Techniques - Technische Eigenschaften



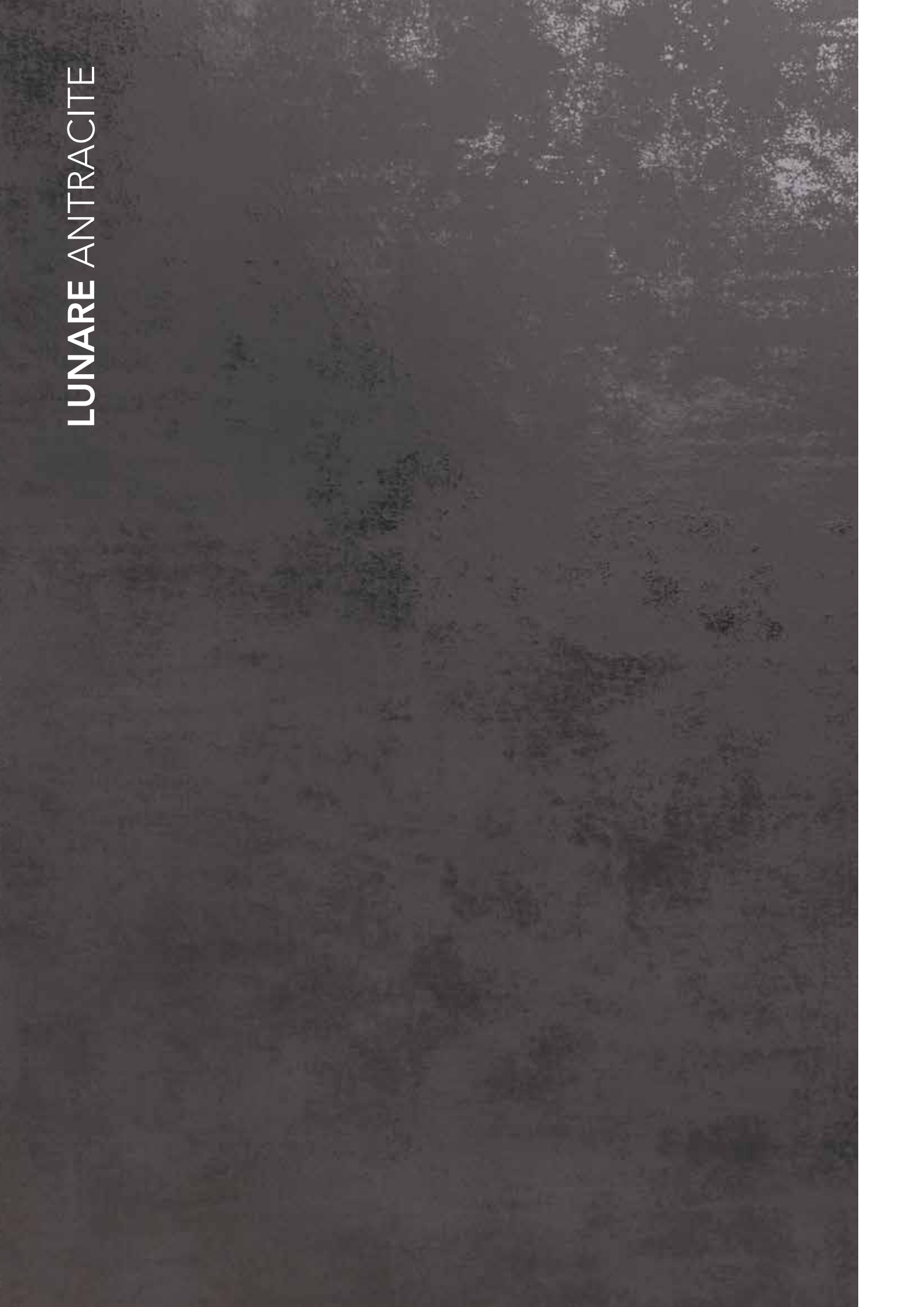
---

**60x60** rett. - 24"x24"

**30x60** rett. - 12"x24"



LUNARE ANTRACITE







**Antracite** 60x60 rett. - 24"x24"

LUNARE GRIGIO



**Grigio** 60x60 rett. - 24"x24"



# LUNARE




GRIGIO



ANTRACITE

## FORMATI

SIZES / FORMATS / FORMATE



60x60 rett. - 24"x24"

2012491 GRIGIO  
2012489 ANTRACITE



30x60 rett. - 12"x24"

2099567 GRIGIO  
2099565 ANTRACITE

## DECORI

DECORS / DECORS / DEKORE



▲ 50

0094663 DEC. GRIGIO 30x60 rett. - 12"x24"



(PZXBOX 4)


▲ 50

0094665 DEC. ANTRACITE 30x60 rett. - 12"x24"

MOSAICO CON TOZZETTO 30X30 - 12"x12"  
(PZXBOX 11)

▲ 24

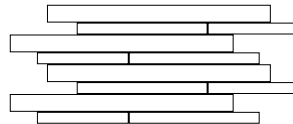
2099571 GRIGIO  
2099569 ANTRACITE



MOSAICO A MURETTO 30X60 - 12"x24"  
(PZXBOX 6)

▲ 44

2099571 GRIGIO  
2099569 ANTRACITE



BATTISCOPA 7,1x60 - 2.8"x24"  
(PZXBOX 14)

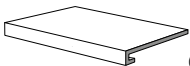
▲ 13

2015577 GRIGIO  
2015575 ANTRACITE



## PEZZI SPECIALI

TRIMS / PIECES SPECIALES / FORMTEILE

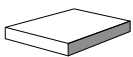


(PZXBOX 4)

▲ 168

GRADONE 32,5x60x4 - 13"x24"x1.5"

DX/SX



(PZXBOX 2)



▲ 168

GRAD. ANGOLARE 32,5x32,5x4 - 13"x13"x1.5"



## IMBALLI E PESI

PACKING AND WEIGHT - EMBALLAGES ET POIDS - VERPACKUNG UND GEWICHT

Articolo Item Reference Artikel	Formato Size Format Format	 Pz.xScat. PiecesxBox Stk.xKrt. Pcs / Bte	Mq.xScat. SqmxBox M <sup>2</sup> / Bte QmxKrt.	PesoxScat. WeightxBox Poids / Bte(kg) GewichtxKrt(kg)	 Scat.xPal. BoxesxPal. Bte / Pal. Krt.xPal.	Mq.xPal. SqmxPal. M <sup>2</sup> / Pal. QmxPal.	PesoxPal. WeightxPal. Poids / Pal.(kg) GewichtxPal.(kg)
LUNARE	60x60 rett.	3	1,08	22,35	40	43,20	894
LUNARE	30x60 rett.	6	1,08	21,81	48	51,84	1046,88





# LEGNI

158 FUJI

170 KAURI

184 TREE

196 VALENTINO



# FUJI

GRES FINE PORCELLANATO COLORATO IN MASSA

COLORBODY FINE PORCELAIN STONEWARE

GRÈS CÉRAME FIN COLORÉ DANS LA MASSE

DURCHGEFÄRBTES FEINSTEINZEUG

## CARATTERISTICHE TECNICHE

Technical Features - Caracteristiques Techniques - Technische Eigenschaften



30x120 rett. - 12"X48"

20x120 rett. - 8"X48"





FUJI MIELE



Miele 20x120 rett. - 8"x48"



Miele 20x120 rett. - 8"x48"



FUJI NATURAL





Natural Grip 20x120 rett. - 8"x48"



Natural 20x120 rett. - 8"x48"



Natural 20x120 rett. - 8"x48"







FUJI PURE



Pure 20x120 rett. - 8"x48"



Pure 20x120 rett. - 8"x48"

# FUJI



MIELE



NATURAL



PURE

## FORMATI

SIZES / FORMATS / FORMATE



30x120 rett. 12"x48"

2000708 MIELE  
2000706 NATURAL  
2000704 PURE



20x120 rett. 8"x48"

2000586 MIELE - 2000592 GRIP  
2000585 NATURAL - 2000591 GRIP  
2000584 PURE - 2000590 GRIP

BATTISCOPA 6x60 - 2.4"x24"

(PZXBOX 14)

▲ 13

2000598 MIELE  
2000597 NATURAL  
2000596 PURE









## IMBALLI E PESI

PACKING AND WEIGHT - EMBALLAGES ET POIDS - VERPACKUNG UND GEWICHT

Articolo Item Reference Artikel	Formato Size Format Format	 Pz.xScat. PiecesxBox Stk.xKrt. Pcs / Bte	Mq.xScat. SqmxBox M <sup>2</sup> / Bte QmxKrt.	PesoxScat. WeightxBox Poids / Bte(kg) GewichtxKrt(kg)	 Scat.xPal. BoxesxPal. Bte / Pal. Krt.xPal.	Mq.xPal. SqmxPal. M <sup>2</sup> / Pal. QmxPal.	PesoxPal. WeightxPal. Poids / Pal.(kg) GewichtxPal.(kg)
FUJI	30X120 rett.	4	1,44	26,35	36	51,84	949
FUJI	20X120 rett.	6	1,44	29,52	28	40,32	826
FUJI	20X120 rett.	6	1,44	29,52	24	34,56	708,5





# KAURI

GRES FINE PORCELLANATO COLORATO IN MASSA

COLORBODY FINE PORCELAIN STONEWARE

GRÈS CÉRAME FIN COLORÉ DANS LA MASSE

DURCHGEFÄRBTES FEINSTEINZEUG

## CARATTERISTICHE TECNICHE

Technical Features - Caracteristiques Techniques - Technische Eigenschaften



30x120 rett. - 12"x48"

20x120 rett. - 8"x48"





KAURI GRIGIO



**Grigio** 20x120 rett. - 8"x48"



**Grigio** 20x120 rett. - 8"x48"



KAURI MIELE





Miele 20x120 rett. - 8"x48"



Miele 20x120 rett. - 8"x48"



Miele 20x120 rett. - 8"x48"







KAURI TABACCO





Tabacco 20x120 rett. - 8"x48"



Tabacco 20x120 rett. - 8"x48"





Tabacco 20x120 rett. - 8"x48"





Tabacco Grip 20x120 rett. - 8"x48"

# KAURI



GRIGIO




MIELE



TABACCO

## FORMATI

SIZES / FORMATS / FORMATE



30x120 rett. 12"x48"

2000714 GRIGIO  
2000710 MIELE  
2000712 TABACCO



20x120 rett. 8"x48"

2001216 GRIGIO - 2001218 GRIGIO GRIP  
2000492 MIELE - 2000496 MIELE GRIP  
2000491 TABACCO - 2000495 TABACCO GRIP

BATTISCOPA 6x60 - 2.4"x24"

(PZXBOX 14)

▲ 13

2001220 GRIGIO  
2000500 MIELE  
2000499 TABACCO









## IMBALLI E PESI

PACKING AND WEIGHT - EMBALLAGES ET POIDS - VERPACKUNG UND GEWICHT

Articolo Item Reference Artikel	Formato Size Format Format	 Pz.xScat. PiecesxBox Stk.xKrt. Pcs / Bte	Mq.xScat. SqmxBox M <sup>2</sup> / Bte QmxKrt.	PesoxScat. WeightxBox Poids / Bte(kg) GewichtxKrt(kg)	 Scat.xPal. BoxesxPal. Bte / Pal. Krt.xPal.	Mq.xPal. SqmxPal. M <sup>2</sup> / Pal. QmxPal.	PesoxPal. WeightxPal. Poids / Pal.(kg) GewichtxPal.(kg)
KAURI	30X120 rett.	4	1,44	26,35	36	51,84	949
KAURI	20X120 rett.	6	1,44	29,52	28	40,32	826





# TREE

GRES FINE PORCELLANATO COLORATO IN MASSA

COLORBODY FINE PORCELAIN STONEWARE

GRÈS CÉRAME FIN COLORÉ DANS LA MASSE

DURCHGEFÄRBTES FEINSTEINZEUG

## CARATTERISTICHE TECNICHE

Technical Features - Caracteristiques Techniques - Technische Eigenschaften




20,2x80,2 - 8"x32"





TREE NOCE







**Noce** 20,2x80,2 - 8"x32"

TREE MIELE







**Miele** 20,2x80,2 - 8"x32"



TREE GRIGIO





**Grigio** 20,2x80,2 - 8"x32"



TREE BIANCO







Bianco 20,2x80,2 - 8"x32"

# TREE



NOCE



MIELE




GRIGIO



BIANCO

## FORMATI

SIZES / FORMATS / FORMATE



20,2x80,2 - 8"x32"

2191380 MIELE  
2191379 GRIGIO  
2191378 BIANCO  
2191381 NOCE

BATTISCOPA 6x80 - 2.4"x32"

(PZXBOX 12)

▲ 17



2149525 GRIGIO  
2149526 MIELE  
2149524 BIANCO  
2149527 NOCE





## IMBALLI E PESI

PACKING AND WEIGHT - EMBALLAGES ET POIDS - VERPACKUNG UND GEWICHT

Articolo Item Reference Artikel	Formato Size Format Format	 Pz.xScat. PiecesxBox Stk.xKrt. Pcs / Bte	Mq.xScat. SqmxBox M <sup>2</sup> / Bte QmxKrt.	PesoxScat. WeightxBox Poids / Bte(kg) GewichtxKrt(kg)	 Scat.xPal. BoxesxPal. Bte / Pal. Krt.xPal.	Mq.xPal. SqmxPal. M <sup>2</sup> / Pal. QmxPal.	PesoxPal. WeightxPal. Poids / Pal.(kg) GewichtxPal.(kg)
TREE	20,2x80,2	7	1,14	21,88	42	47,88	919





# VALENTINO

GRES FINE PORCELLANATO COLORATO IN MASSA

COLORBODY FINE PORCELAIN STONEWARE

GRÈS CÉRAME FIN COLORÉ DANS LA MASSE

DURCHGEFÄRBTES FEINSTEINZEUG

## CARATTERISTICHE TECNICHE

Technical Features - Caracteristiques Techniques - Technische Eigenschaften



---

20,2x80,2 - 8"x32"





VALENTINO HOLLYWOOD WENGE'





**Hollywood** Wngè 20,2x80,2 - 8"x32"

VALENTINO LEGEND NOCE





**Legend** Noce 20,2x80,2 - 8" x32"



VALENTINO LIGHTS MIELE





Lights Miele 20,2x80,2 - 8" x32"

VALENTINO CAMERA GRIGIO







**Camera** Grigio 20,2x80,2 - 8"x32"

**VALENTINO ACTION BIANCO**





**Action** Bianco 20,2x80,2 - 8"x32"



# VALENTINO



HOLLYWOOD WENGE'



LEGEND NOCE



LIGHTS MIELE



CAMERA GRIGIO



ACTION BIANCO

## FORMATI

SIZES / FORMATS / FORMATE



20,2x80,2 - 8"x32"

- 2127441 ACTION BIANCO
- 2127443 CAMERA GRIGIO
- 2127445 LIGHTS MIELE
- 2127447 LEGEND NOCE
- 2127449 HOLLYWOOD WENGE'

BATTISCOPA 6x80 - 2.4"x32"

(PZXBOX 12)

▲ 17



- 2127451 ACTION BIANCO
- 2127452 CAMERA GRIGIO
- 2127455 LIGHTS MIELE
- 2127454 LEGEND NOCE
- 2127453 HOLLYWOOD WENGE'





## IMBALLI E PESI

PACKING AND WEIGHT - EMBALLAGES ET POIDS - VERPACKUNG UND GEWICHT

Articolo Item Reference Artikel	Formato Size Format Format	 Pz.xScat. PiecesxBox Stk.xKrt. Pcs / Bte	Mq.xScat. SqmxBox M <sup>2</sup> / Bte QmxKrt.	PesoxScat. WeightxBox Poids / Bte(kg) GewichtxKrt(kg)	 Scat.xPal. BoxesxPal. Bte / Pal. Krt.xPal.	Mq.xPal. SqmxPal. M <sup>2</sup> / Pal. QmxPal.	PesoxPal. WeightxPal. Poids / Pal.(kg) GewichtxPal.(kg)
VALENTINO	20,2x80,2	7	1,14	21,88	42	47,88	919





## GRES FINE PORCELLANATO COLORATO IN MASSA

COLORBODY FINE PORCELAIN STONEWARE

GRÈS CÉRAME FIN COLORÉ DANS LA MASSE

DURCHGEFÄRBTES FEINSTEINZEUG

### CARATTERISTICHE TECNICHE

Technical Features - Caracteristiques Techniques - Technische Eigenschaften



**100x100** rett. - 40"x40"

Sp.7,4 mm **60x60** rett. - 24"x24"

Sp.7,4 mm **30x60** rett. - 12"x24"



**VIE BIANCO**



**Bianco** 100x100 rett. - 40"x40"



**VIE GRIGIO**





**Grigio** 100x100 rett. - 40"x40"



**Grigio** 100x100 rett. - 40"x40"

**VIE SABBIA**





**Sabbia** 100x100 rett. - 40"x40"



**VIE TORTORA**



Tortora 100x100 rett. - 40" x40"



Tortora 100x100 rett. - 40" x40"



# VIE



BIANCO



GRIGIO




SABBIA



TORTORA

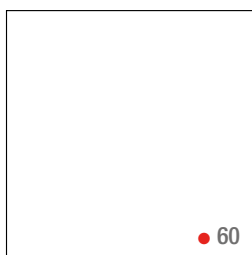
## FORMATI

SIZES / FORMATS / FORMATE



100x100 rett. - 40"x40"


2106167 BIANCO - 2106177 GRIP  
2106161 GRIGIO 2106179 GRIP  
2106165 SABBIA - 2106181 GRIP  
2106163 TORTORA



60x60 rett. - 24"x24"

2000374 BIANCO  
2000368 GRIGIO  
2000372 SABBIA  
2000370 TORTORA

Sp. 7,4 mm



30x60 rett. - 12"x24"


2000382 BIANCO  
2000376 GRIGIO  
2000380 SABBIA  
2000378 TORTORA

Sp. 7,4 mm

MOSAICO CON TOZZETTO 30x30 - 12"x12"  
(PZXBOX 11)

▲ 24

2000390 5 X 5 BIANCO  
2000388 5 X 5 GRIGIO  
2000391 5 X 5 SABBIA  
2000389 5 X 5 TORTORA



BATTISCOPA 7x100 - 2.8"x40"  
(PZXBOX 6)

▲ 25

2000740 BIANCO  
2000742 GRIGIO  
2000741 SABBIA  
2000743 TORTORA



BATTISCOPA 7,1x60 - 2.8"x24"  
(PZXBOX 14)

▲ 14



2000387 BIANCO  
2000384 GRIGIO  
2000386 SABBIA  
2000385 TORTORA





## IMBALLI E PESI

PACKING AND WEIGHT - EMBALLAGES ET POIDS - VERPACKUNG UND GEWICHT

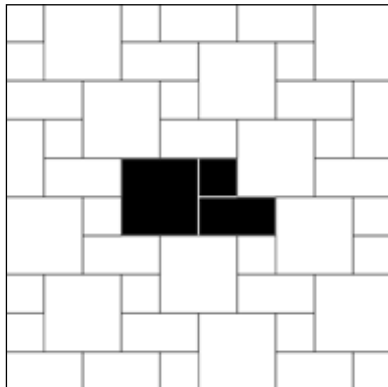
Articolo Item Reference Artikel	Formato Size Format Format	 Pz.xScat. PiecesxBox Stk.xKrt. Pcs / Bte	Mq.xScat. SqmxBox M <sup>2</sup> / Bte QmxKrt.	PesoxScat. WeightxBox Poids / Bte(kg) GewichtxKrt(kg)	 Scat.xPal. BoxesxPal. Bte / Pal. Krt.xPal.	Mq.xPal. SqmxPal. M <sup>2</sup> / Pal. QmxPal.	PesoxPal. WeightxPal. Poids / Pal.(kg) GewichtxPal.(kg)
VIE	100x100 rett.	2	2,00	40,00	24	48,00	960
VIE	60x60 rett.	4	1,44	20,59	32	46,08	659
VIE	30x60 rett.	8	1,44	20,59	40	57,60	824

# SOLUZIONE DI POSA

Laying solution

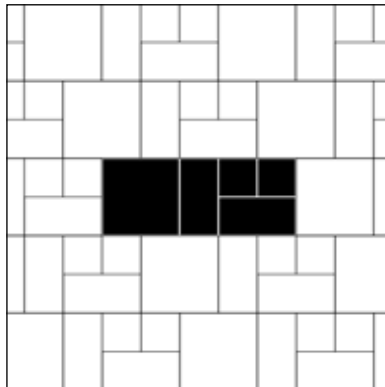
Propositions pour la pose

Verlegungsvorschläge



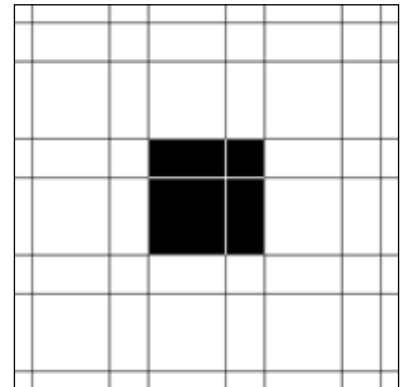
FORMATI **A**

60X60	23 <sup>5</sup> / <sub>8</sub> "x23 <sup>5</sup> / <sub>8</sub> "	(1,59pz)	<b>57,1 %</b>
30X60	11 <sup>13</sup> / <sub>16</sub> "x23 <sup>5</sup> / <sub>8</sub> "	(1,59pz)	<b>28,6 %</b>
30X30	11 <sup>13</sup> / <sub>16</sub> "x11 <sup>13</sup> / <sub>16</sub> "	(1,59pz)	<b>14,3 %</b>



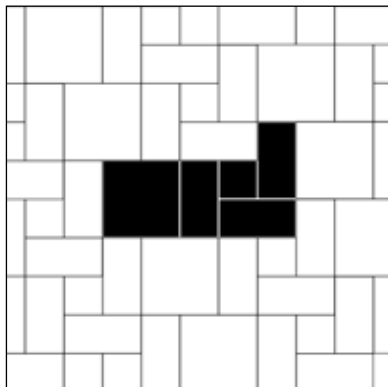
FORMATI **B**

60X60	23 <sup>5</sup> / <sub>8</sub> "x23 <sup>5</sup> / <sub>8</sub> "	(1,11pz)	<b>40,0 %</b>
30X60	11 <sup>13</sup> / <sub>16</sub> "x23 <sup>5</sup> / <sub>8</sub> "	(2,22pz)	<b>40,0 %</b>
30X30	11 <sup>13</sup> / <sub>16</sub> "x11 <sup>13</sup> / <sub>16</sub> "	(2,22pz)	<b>20,0 %</b>



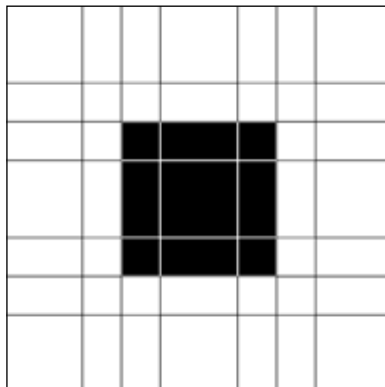
FORMATI **C**

60X60	23 <sup>5</sup> / <sub>8</sub> "x23 <sup>5</sup> / <sub>8</sub> "	(1,23pz)	<b>44,4 %</b>
30X60	11 <sup>13</sup> / <sub>16</sub> "x23 <sup>5</sup> / <sub>8</sub> "	(2,47pz)	<b>44,4 %</b>
30X30	11 <sup>13</sup> / <sub>16</sub> "x11 <sup>13</sup> / <sub>16</sub> "	(1,23pz)	<b>11,1 %</b>



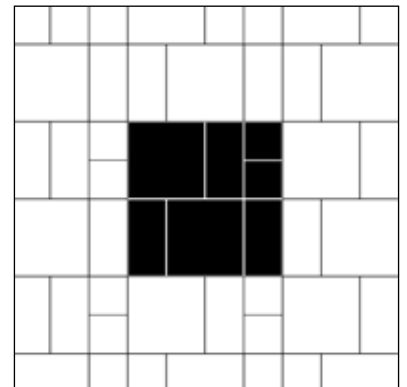
FORMATI **D**

60X60	23 <sup>5</sup> / <sub>8</sub> "x23 <sup>5</sup> / <sub>8</sub> "	(1,01pz)	<b>36,4 %</b>
30X60	11 <sup>13</sup> / <sub>16</sub> "x23 <sup>5</sup> / <sub>8</sub> "	(3,03pz)	<b>54,5 %</b>
30X30	11 <sup>13</sup> / <sub>16</sub> "x11 <sup>13</sup> / <sub>16</sub> "	(1,01pz)	<b>9,10 %</b>



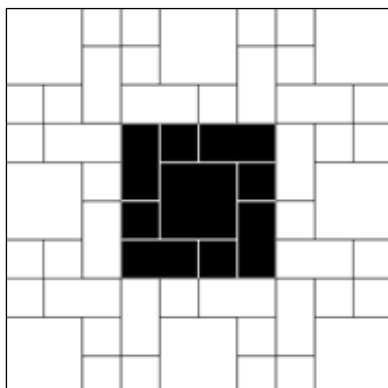
FORMATI **E**

60X60	23 <sup>5</sup> / <sub>8</sub> "x23 <sup>5</sup> / <sub>8</sub> "	(0,69pz)	<b>25,0 %</b>
30X60	11 <sup>13</sup> / <sub>16</sub> "x23 <sup>5</sup> / <sub>8</sub> "	(2,78pz)	<b>50,0 %</b>
30X30	11 <sup>13</sup> / <sub>16</sub> "x11 <sup>13</sup> / <sub>16</sub> "	(2,78pz)	<b>25,0 %</b>



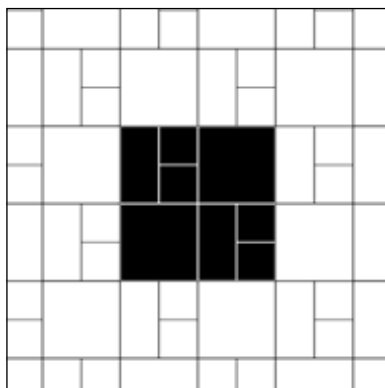
FORMATI **F**

60X60	23 <sup>5</sup> / <sub>8</sub> "x23 <sup>5</sup> / <sub>8</sub> "	(1,39pz)	<b>50,0 %</b>
30X60	11 <sup>13</sup> / <sub>16</sub> "x23 <sup>5</sup> / <sub>8</sub> "	(2,08pz)	<b>37,5 %</b>
30X30	11 <sup>13</sup> / <sub>16</sub> "x11 <sup>13</sup> / <sub>16</sub> "	(1,39pz)	<b>12,5 %</b>



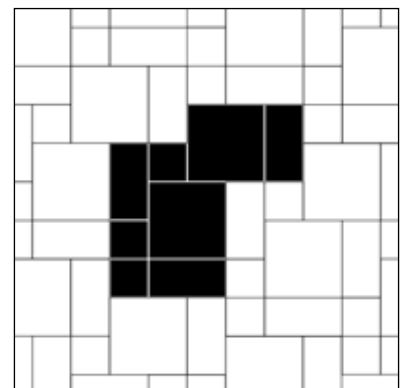
FORMATI **G**

60X60	23 <sup>5</sup> / <sub>8</sub> "x23 <sup>5</sup> / <sub>8</sub> "	(0,69pz)	<b>25,0 %</b>
30X60	11 <sup>13</sup> / <sub>16</sub> "x23 <sup>5</sup> / <sub>8</sub> "	(2,78pz)	<b>50,0 %</b>
30X30	11 <sup>13</sup> / <sub>16</sub> "x11 <sup>13</sup> / <sub>16</sub> "	(2,78pz)	<b>25,0 %</b>



FORMATI **H**

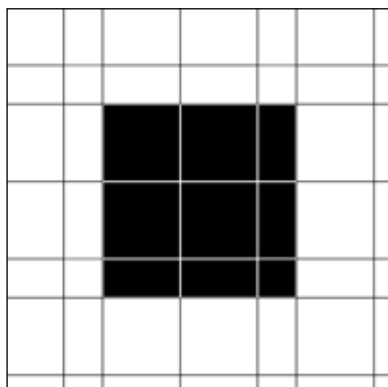
60X60	23 <sup>5</sup> / <sub>8</sub> "x23 <sup>5</sup> / <sub>8</sub> "	(1,39pz)	<b>50,0 %</b>
30X60	11 <sup>13</sup> / <sub>16</sub> "x23 <sup>5</sup> / <sub>8</sub> "	(1,39pz)	<b>25,0 %</b>
30X30	11 <sup>13</sup> / <sub>16</sub> "x11 <sup>13</sup> / <sub>16</sub> "	(2,78pz)	<b>25,0 %</b>



FORMATI **I**

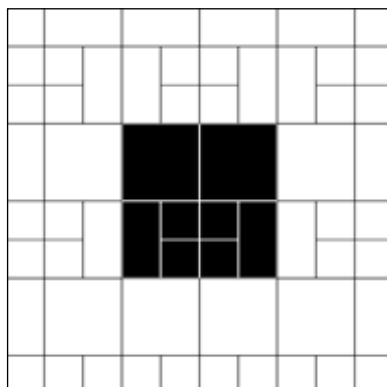
60X60	23 <sup>5</sup> / <sub>8</sub> "x23 <sup>5</sup> / <sub>8</sub> "	(1,31pz)	<b>47,1 %</b>
30X60	11 <sup>13</sup> / <sub>16</sub> "x23 <sup>5</sup> / <sub>8</sub> "	(1,96pz)	<b>35,3 %</b>
30X30	11 <sup>13</sup> / <sub>16</sub> "x11 <sup>13</sup> / <sub>16</sub> "	(1,96pz)	<b>17,6 %</b>





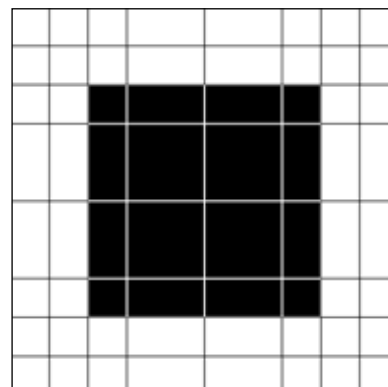
FORMATI **L**

60X60	23 <sup>5/8</sup> "x23 <sup>5/8</sup> "	(1,78pz)	<b>64,0 %</b>
30X60	11 <sup>13/16</sup> "x23 <sup>5/8</sup> "	(1,78pz)	<b>32,0 %</b>
30X30	11 <sup>13/16</sup> "x11 <sup>13/16</sup> "	(0,44pz)	<b>4,0 %</b>



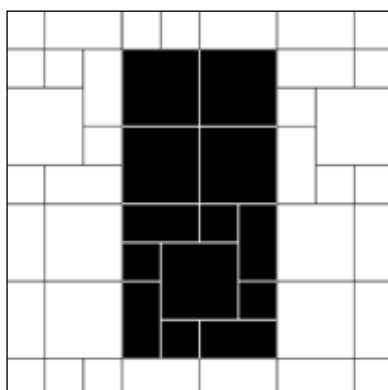
FORMATI **M**

60X60	23 <sup>5/8</sup> "x23 <sup>5/8</sup> "	(1,39pz)	<b>50,0 %</b>
30X60	11 <sup>13/16</sup> "x23 <sup>5/8</sup> "	(1,39pz)	<b>25,0 %</b>
30X30	11 <sup>13/16</sup> "x11 <sup>13/16</sup> "	(2,78pz)	<b>25,0 %</b>



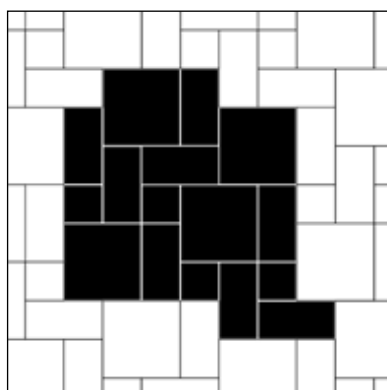
FORMATI **N**

60X60	23 <sup>5/8</sup> "x23 <sup>5/8</sup> "	(1,23pz)	<b>44,4 %</b>
30X60	11 <sup>13/16</sup> "x23 <sup>5/8</sup> "	(2,47pz)	<b>44,4 %</b>
30X30	11 <sup>13/16</sup> "x11 <sup>13/16</sup> "	(1,23pz)	<b>11,1 %</b>



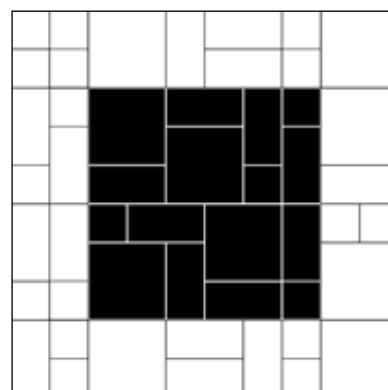
FORMATI **O**

60X60	23 <sup>5/8</sup> "x23 <sup>5/8</sup> "	(1,74pz)	<b>62,5 %</b>
30X60	11 <sup>13/16</sup> "x23 <sup>5/8</sup> "	(1,39pz)	<b>25,0 %</b>
30X30	11 <sup>13/16</sup> "x11 <sup>13/16</sup> "	(1,39pz)	<b>12,5 %</b>



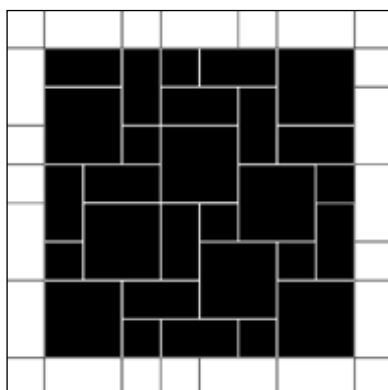
FORMATI **P**

60X60	23 <sup>5/8</sup> "x23 <sup>5/8</sup> "	(1,23pz)	<b>44,4 %</b>
30X60	11 <sup>13/16</sup> "x23 <sup>5/8</sup> "	(2,47pz)	<b>44,4 %</b>
30X30	11 <sup>13/16</sup> "x11 <sup>13/16</sup> "	(1,23pz)	<b>11,1 %</b>



FORMATI **Q**

60X60	23 <sup>5/8</sup> "x23 <sup>5/8</sup> "	(1,23pz)	<b>44,4 %</b>
30X60	11 <sup>13/16</sup> "x23 <sup>5/8</sup> "	(2,47pz)	<b>44,4 %</b>
30X30	11 <sup>13/16</sup> "x11 <sup>13/16</sup> "	(1,23pz)	<b>11,1 %</b>



FORMATI **R**











60X60	23 <sup>5/8</sup> "x23 <sup>5/8</sup> "	(1,39pz)	<b>50,0 %</b>
30X60	11 <sup>13/16</sup> "x23 <sup>5/8</sup> "	(2,08pz)	<b>37,5 %</b>
30X30	11 <sup>13/16</sup> "x11 <sup>13/16</sup> "	(1,39pz)	<b>12,5 %</b>

# CARATTERISTICHE TECNICHE

Technical Features

Caracteristiques Techniques

Technische Eigenschaften

CARATTERISTICHE TECNICHE Technical features Caracteristiques techniques Technische eigenschaften	NORMA DI RIFERIMENTO Reference standard Norme de reference Besugnorm	VALORE RICHIESTO Value required Valeur requise Geforderter wert	RISPONDEZA ALLA NORMA Accordance to the norme Correspondance à la norme Übereinstimmung an die norme
<b>TEMPERATURA DI COTTURA</b> Firing temperature Température de cuisson Brenntemperatur			> 1200° C
<b>ASSORBIMENTO D'ACQUA - IN %</b> Water absorption - in % Absorption d'eau - en % Wasseraufnahme - in %	 <b>ISO 10545-3</b>	<= 0,5%	<b>CONFORME</b> compliant conformes gemäß
<b>FORZA DI ROTTURA</b> Breaking strength Résistance à la rupture Bruchlast	 <b>ISO 10545-4</b>	<b>SP. &gt;= 7,5MM &gt;= 1300 N</b> <b>SP. &lt; 7,5MM &gt;= 700 N</b>	<b>CONFORME</b> compliant conformes gemäß
<b>RESISTENZA ALLA FLESSIONE</b> Flexural strength Resistance a la flexion Biegefestigkeit	 <b>ISO 10545-4</b>	>= 35 N/mm <sup>2</sup>	<b>CONFORME</b> compliant conformes gemäß
<b>RESISTENZA AGLI SBALZI TERMICI</b> Thermal shock resistance Resistance aux écarts de température Temperaturwechselbeständigkeit	 <b>ISO 10545-9</b>	<b>NESSUN CAMPIONE DEVE PRESENTARE DIFETTI VISIBILI</b> no sample must show visible defects aucun échantillon ne doit presenter des défauts visibles kein exemplar soll sichtbare schäden aufweisen	<b>CONFORME</b> compliant conformes gemäß
<b>RESISTENZA AL GELO</b> Frost resistance Résistance au gel Frostbeständigkeit	 <b>ISO 10545-12</b>	<b>RESISTENTI</b> resistant résistants widerstandsfähig	<b>RESISTENTI</b> resistant résistants widerstandsfähig
<b>CARATTERISTICHE DIMENSIONALI</b> Size characteristics Caracteristiques dimensionelle Masseigenschaften	 <b>ISO 10545-2</b>	<b>lunghezza e larghezza / length and width / longueur et largeur / länge und breite +/- 0,6 % max +/- 2 mm</b> <b>spessore / thickness / épaisseur / stärke +/- 5,0 % max +/- 5 mm</b> <b>ortogonalità / wedging / orthogonalité / rechtwinkligkeit +/- 0,5 % max +/- 2 mm</b> <b>planarità / flatness / planéité / ebenflächigkeit +/- 0,5 % max +/- 2 mm</b>	<b>CONFORME</b> compliant conformes gemäß
<b>COEFFICIENTE DI DILATAZIONE LINEARE</b> Linear thermal expansion coefficient coefficient de expansion térmica linear Wärmeausdehnungskoeffizient	 <b>ISO 10545-8</b>	<b>METODO DI PROVA DISPONIBILE</b> test method available méthod d'essai disponible verfügbare prüfmethode	<b>a &lt;= 7 x 10<sup>-6</sup>/°C</b>
<b>RESISTENZA AI PRODOTTI CHIMICI</b> Resistance to chemicals Resistance aux produits chimiques Chemikallendestigkeit	 <b>ISO 10545-13</b>	<b>MIN. B</b>	<b>CONFORME</b> compliant conformes gemäß
<b>RESISTENZA ALLE MACCHIE</b> Stain resistance Résistance aux taches Fleckenbeständigkeit	 <b>ISO 10545-14</b>	<b>CLASSE &gt;= 3</b>	<b>CONFORME</b> compliant conformes gemäß
<b>DUREZZA SUPERFICIE MOHS</b> Mohs surface hardness Dureté de surface Oberflächenhärte	 <b>EN 101</b>	<b>&gt;= MOHS 5</b>	<b>CONFORME</b> compliant conformes gemäß

**GRES PORCELLANATO • PORCELAIN STONEWARE • GRÈS CÉRAME • FEINSTEINZEUG**  
**UNI EN 14411 BIA**

# POSA IN OPERA

Laying  
Pose  
Verlegung

## POSA IN OPERA

La corretta esecuzione della posa in opera del materiale è fondamentale, oltre alla qualità del prodotto, per garantire un risultato finale ottimale e soddisfacente.

È importante eseguire con cura e professionalità tutte le fasi che vanno dalla preparazione del sottofondo, alla composizione della malta e dei collanti, al rispetto dei tempi di maturazione, fino alle operazioni finali di battitura e pulizia.

CRZ64 consiglia per la posa dei propri prodotti l'utilizzo di collanti in classe C 2 in base alla normativa Europea - EN 12004.

È comunque possibile per formati di piccole dimensioni (max 30 x 30 ) realizzare la posa in modo tradizionale con malta cementizia aumentando lo spolvero in cemento (5+-8 kg/ m2).

È sempre preferibile realizzare pose a giunto aperto anche per prodotti rettificati (almeno 2 mm). Questo sistema, oltre ad essere l'unico ammesso in alcuni paesi, consente di ridurre il modulo di elasticità dello strato di rivestimento riducendo i rischi di sollevamento o distacco.

## VERLEGUNG

Die richtige Verlegung des Materials ist neben der Qualität des Produkts ausschlaggebend für ein gutes und zufriedenstellendes Endresultat.

Wichtig ist die sorgfältige und fachgerechte Ausführung der einzelnen Schritte, wie Vorbereiten des Untergrunds, Anmischen der Mörtel und Kleber, Einhalten der Reifezeiten, Einklopfen und Erstreinigung.

Die Firma CRZ64 empfiehlt zur Verlegung ihrer Produkte Kleber der Klasse C2 gemäß Europannorm EN 12004.

Für Kleinformate (max. 30 x 30) ist auch die herkömmliche Verlegung mit Zementmörtel (5+-8 kg/ m2) und einer Puderschicht aus Zement möglich.

Man sollte immer eine Verlegung mit offener Fuge (min. 2 mm), auch bei rektifizierten Fliesen vorziehen. Dieses System ist in einigen Ländern sogar Vorschrift. Es ermöglicht die Reduzierung des Elastizitätsmoduls des Belags und vermindert die Gefahr, dass sich die Fliesen heben oder lösen.

## LAYING

Correct laying of the material, as well as the quality of the product, is essential for guaranteeing an excellent and satisfying final result.

It is important to carry out skilfully and carefully all the stages, ranging from the preparation of the foundations, to the composition of the mortar and the adhesives and the observance of the setting times, up to the final cleaning operations.

For laying, CRZ64 recommends for its own products the use of class C 2 adhesives in accordance with the European standards – EN 12004.

It is, however, possible for small size tiles (max. 30 x 30) to carry out the laying using traditional methods with cement mortar by increasing the cement dusting (5+-8 kg/ m2).

It is always preferable to lay the material with open joints even for rectified products (at least 2mm). This system, apart from being the only one permitted in some countries, allows the coefficient of elasticity of the lining layer to be reduced, lowering the risk of raising or detaching.

## COLOCACIÓN

La ejecución correcta de la colocación del material es fundamental - tan importante como la calidad del producto - para garantizar un resultado final óptimo y satisfactorio. Es importante llevar a cabo con esmero y profesionalidad todas las fases que van desde la preparación de la base del solado hasta la composición de la mezcla y los materiales aglomerantes, la observación de los tiempos de maduración y secado, y las operaciones finales de percusión y limpieza. CRZ64, para la colocación de sus productos, aconseja el uso de aglomerantes de la clase C 2 de acuerdo con la normativa europea EN 12004. En el caso de formatos de tamaño pequeño (máximo 30 x 30), de todas maneras, se puede efectuar la colocación de forma tradicional, con mortero a base de cemento incrementando las proporciones de cemento (5+-8 kg/m2). Será siempre preferible llevar a cabo colocaciones dejando juntas abiertas incluso para productos rectificadas (al menos 2 mm). Este sistema, además de ser el único admitido en algunos países, permite reducir el módulo de elasticidad de la capa de revestimiento reduciendo así el riesgo de levantamiento o despegue.

## POSE

Outre la qualité du produit, l'exécution correcte de la pose des matériaux est fondamentale pour garantir un résultat final optimal et satisfaisant.

Il est important d'effectuer avec soin et professionnalisme toutes les phases qui vont de la préparation de fond, à la composition du mortier et des colles, au respect des temps de pose, jusqu'aux opérations finales de battage et nettoyage. CRZ64 conseille pour la pose de ses produits l'utilisation de colles en classe C 2 selon la réglementation européenne - EN 12004. Pour des formats de petites dimensions (max 30 x 30) il est toutefois possible d'effectuer la pose de façon traditionnelle, avec du mortier de ciment, en augmentant la poudre de ciment (5+-8 kg/ m2).

Il est toujours préférable de réaliser des poses à joint ouvert pour les produits rectifiés (au moins 2 mm). Ce système est non seulement le seul autorisé dans certains pays, mais permet aussi de réduire le module d'élasticité de la couche de revêtement en réduisant les risques de soulèvement et de détachement.

## УКЛАДКА

Не только качество продукта, но и правильная укладка материала являются чрезвычайно важными для гарантии оптимального и удовлетворительного результата.

Важно тщательно и профессионально выполнять все этапы: от подготовки основы до замеса раствора и клея, до соблюдения сроков созревания, вплоть до конечных операций прибивки и очистки.

Для укладки своей продукции компания CRZ64 рекомендует использовать клеи класса C2, соответствующие европейской норме EN 12004.

В любом случае, для форматов небольших размеров (макс. 30 x 30) можно выполнять укладку традиционным образом, на цементный раствор, увеличивая содержание цемента (5+-8 кг/м2).

Всегда рекомендуется выполнять укладку с открытым швом даже для калиброванной продукции (не менее 2 мм). Эта система, помимо того, что она является единственной, допустимой в некоторых странах, позволяет снизить модуль упругости облицовочного слоя, уменьшая опасность подъема или отслоения пола.



# CONSIGLI DI MANUTENZIONE

Advice for Maintenance / Conseil d'entretien / Pflegehinweise / Consejos de mantenimiento

TIPO DI SPORCO TYPE OF MARK/TYPO DE SALISSURESCHMUTZART/TIPO DE SUCIEDAD/TИП ЗАГРЯЗНЕНИЯ	DETERGENTE CONSIGLIATO DETERGENT RECOMMENDED/DETERGENT CONSEILLE EMPFOHLENE REINIGUNGSMITTEL/DETERGENTE ACONSEJADO РЕКОМЕНДУЕМОЕ МОЮЩЕЕ СРЕДСТВО		
	Solvente (acetone o acquaragia o trielina) Solvent Solvant Lösemittel Solvente Растворитель (ацетон или скипидар или разбавитель)	Detergente a base acida Acid based detergent Detergent a base acide Reinigungsmittel auf saurebasis Detergente de base ácida Моющее средство на кислотной основе	Detergente a base alcalina Alkaline based detergent Detergent a base alcaline Reinigungsmittel auf alkalibasis Detergente de base alcalina Моющее средство на щелочной основе
BIRRA/VINO BEER/BIER/WINE/WEIN/BIERE/VIN/CERVEZA/VINO/ПИВО/ВИНО			FILE PS <sub>67</sub>
CAFFÈ COFFEE/CAFE/KAFFEE/CAFÉ/КОФЕ			FILE PS <sub>67</sub>
CATRAME TAR/GOUDRON/TEER/ALQUITRAN/ТУДРОН	FILE SOLV		
CAUCCIÙ RUBBER/CAOUTCHOUC/KAUTSCHUK/CAUCHO/КАУЧУК	FILE SOLV		
CEMENTO CEMENT/CIMENT/ZEMENT/CEMENTO/ЦЕМЕНТ		DETERDEK	
CERA DI CANDELA CANDLE WAX/CIRE DE BOUGIE/KERZENWACHS/CERA DE VELA/СВЕЧНОЙ ВОСК	FILE SOLV		
COCA COLA COKE/COCA-COLA/COCA-COLA/COCA-COLA/КОКА-КОЛА			FILE PS <sub>67</sub>
EFFLORESCENZE CALCAREE CALCAREOUS EFFLORESCENCES/EFFLORESCENCES CALCAIRES/KALK AUSBLUEHUNGEN/EFFLORESCENCIAS CALCAREAS/ИЗВЕСТКОВЫЕ ПРОЯВЛЕНИЯ		DETERDEK	
GESSO CHALK/PLATRE/GIPS/YESO/ТИПС		DETERDEK	
GRASSI ANIMALI ANIMAL FATS/GRAISSES ANIMALES/TIERISCHE FETTE/GRASAS ANIMALES/ЖИВОТНЫЙ ЖИР			FILE PS <sub>67</sub>
GRASSI VEGETALI VEGETABLE FATS/GRASAS VEGETALES/PFLANZLICHE FETTE GRAISSES VEGETALES/РАСТИТЕЛЬНОГО ЖИРА			FILE PS <sub>67</sub>
GELATO ICECREAM/GLACEIS/HELADO/МОРОЖЕНОЕ			FILE PS <sub>67</sub>
INCHIOSTRI INKS/ENCRE/TINTE/TINTAS/ЧЕРНИЛА			FILE PS <sub>67</sub> - SR <sup>95</sup>
LAMPOSTIL FELT PENS/FEUTRE/FILZSTIFT/ROTULADORES/ФЛОМАСТЕР			FILE PS <sub>67</sub>
KETCH-UP/КЕТЧУП			FILE PS <sub>67</sub>
MAIONESE MAYONNAISE/MAYONNAISE/MAJONASE/MAYONESA/МАЙОНЕЗ			FILE PS <sub>67</sub>
MARMELLATA JAM/CONFITURE/MARMELADE/MERMELADA/ВАРЕНЬЕ			FILE PS <sub>67</sub>
OLII MECCANICI MECHANICAL OILS/HUILES MECANIQUES/MASCHINOLE/ACEITES MECANICOS/МЕХАНИЧЕСКИЕ МАСЛА	FILE SOLV		FILE PS <sub>67</sub>
OLII SILICONATI SILICONE OILS/HUILES SILICONEES/SILIKONOEL/ACEITES CON SILICONA/СИЛИКОНОВЫЕ МАСЛА	FILE SOLV		FILE PS <sub>67</sub>
OLIO DI LINO LINSEED OIL/HUILE DE LIN/LEINOEL/ACEITE DE LINO/ЛЬНЯНОЕ МАСЛО	FILE SOLV		
PNEUMATICO TYRES/PNEUMATIQUE/REIFEN/NEUMATICO/СЛЕДЫ ШИН			FILE PS <sub>67</sub>
RESIDUI METALLICI METAL RESIDUES/RESIDUS DE METAUX/METALLRUECKSTAENDE/RESIDUOS METALICOS/СЛЕДЫ МЕТАЛЛОВ		DETERDEK	
RESINE O SMALTI RESINS OR ENAMELS/RESINES OU EMAUX/HARZE ODER LACKE/RESINAS O ESMALTES/СМОЛЫ ИЛИ ЭМАЛИ		FILE NO PAINT STAR	
ROSSETTO LIPSTICK/ROUGE A LEVRES/LIPPENSTIFT/PINTALABIOS/ПОМАДА			FILE PS <sub>67</sub>
RUGGINE RUST/ROUILLE/ROST/HERRUMBRE/РЖАВЧИНА		DETERDEK	
STUCCO PLASTER/MASTIC/FUGENMASSE/ESTUCO/ЗАТИРКА		DETERDEK	
TEMPERE MURARIE WATER BASED WALL PAINT/TEMPERAS MURALES/MAUERANSTRICHE DETREMPE/КРАСКИ ДЛЯ СТЕН		DETERDEK	
SILICONE SILICONE/SILICONE/SILIKON/SILICONA/СИЛИКОН	FILE SOLV		
CHEWING-GUM CHEWING-GUM/CHEWING-GUM/KAUGUMMI/GOMA DE MASCAR/ЖЕВАТЕЛЬНАЯ РЕЗИНКА			FILE PS <sub>67</sub>

## ATTENZIONE!

Usare molta prudenza utilizzando acidi o altri prodotti chimici, attenersi scrupolosamente alle istruzioni indicate dai produttori sulle confezioni. Si consiglia di cominciare sempre ad utilizzare i prodotti diluiti in acqua 1:5 e di aumentare gradualmente la concentrazione se non si ottiene l'eliminazione della macchia.

## NOTE!

Be very careful when using acids or other chemical products and strictly follow the manufacturer's instructions on the product. It is always advisable to begin using the products diluted 1:5 in water and gradually increase the concentration if the mark or stain is not eliminated.

## ATTENTION!

Soyez très prudent lorsque vous employez des acides ou autres produits chimiques; suivez scrupuleusement les modes d'emploi des fabricants sur les emballages. Il est conseillé de commencer toujours à utiliser les produits dilués dans de l'eau (dilution 1:5) en augmentant graduellement la concentration si l'on n'obtient pas l'élimination de la tache.

## ACHTUNG!

Bei der Verwendung von Säuren oder anderen chemischen Produkten sollte man sich strikt an die Anweisungen des Herstellers auf den Verpackungen halten. Es wird empfohlen, die Produkte immer erst verdünnt (im Verhältnis 1:5 mit Wasser) zu verwenden und dann schrittweise die Konzentration zu erhöhen, wenn der Fleck sich nicht entfernen lässt.

## ATENCIÓN!

Proceder con mucha prudencia al utilizar ácidos u otros productos químicos y respetar rigurosamente las instrucciones indicadas por los productores en los envases. Se aconseja comenzar siempre utilizando los productos diluidos en agua 1:5 y aumentar gradualmente la concentración si no se obtiene la eliminación de la mancha.

## ВНИМАНИЕ!

Будьте чрезвычайно осторожными, используя кислоты или другие химические продукты, тщательно придерживайтесь инструкций, указанных производителями на упаковках. Рекомендуется всегда использовать продукты, разбавленные в воде в пропорции 1:5, и постепенно повышать концентрацию, если пятно не выводится.

## ISTRUZIONI PER LA PRIMA PULIZIA DOPO LA POSA

L'accuratezza e la tempestività della pulizia iniziale è di basilare importanza; è necessaria su tutte le tipologie di pavimentazione ceramica al fine di garantire un'agevole pulizia quotidiana.

Nel caso in cui venisse trascurata e non effettuata potrebbero insorgere anomalie che impedirebbero di mantenere pulito il pavimento nonostante una buona manutenzione quotidiana. È necessario lavare accuratamente il pavimento per rimuovere i residui cementizi e di stuccatura.

Per stucchi di tipo cementizio occorre attendere non più di 48 ore prima di effettuare la pulizia, per stucchi additivi con lattice o epossidici occorre effettuare molto rapidamente la pulizia in quanto l'indurimento dei componenti ne renderebbe molto difficoltosa la rimozione.

I prodotti indicati per questo tipo di pulizia devono essere di natura acida (vedi tabella esemplificativa).

Per realizzare la pulizia seguire i passaggi elencati sotto:

- Stesura del prodotto acido (DETERDEK® Fila) diluito in soluzione variabile da 10 a 20% sulla superficie.

- Attendere 7/10 minuti

- Effettuare la pulizia esercitando una decisa azione

meccanica; utilizzare strumenti di pulizia manuale o adeguate macchine lavapavimenti (si consiglia l'utilizzo di macchine lava-pavimenti dotate di spazzole bianche in feltro; evitare l'utilizzo di spazzole nere a residuo carbonioso). L'operazione di lavaggio deve essere il più possibile omogenea.

- Neutralizzare la soluzione acida con abbondante risciacquo, possibilmente con acqua calda. Il risciacquo deve essere effettuato più volte fino alla completa rimozione di tutto il residuo acido.

Per agevolare l'esecuzione della pulizia acida iniziale si consiglia di utilizzare un apposito dispositivo aspira-liquidi allo scopo di evitare l'essiccazione della soluzione acqua-acido, la patina essiccata della soluzione renderebbe vana l'operazione di pulizia.

Per prodotti strutturati, con rilievi pronunciati o finiture anticivolo il lavaggio acido deve essere effettuato con la massima rapidità dopo la posa. Prima del lavaggio acido, durante la posa, si consiglia di rimuovere gli eccessi di stuccatura con spugna e acqua.

Si consiglia di provare preventivamente il lavaggio su una piastrella non posata, in particolare modo in caso di prodotti lappati o levigati.

## PROTEZIONE DEL PAVIMENTO FINO A TERMINE DEI LAVORI

Dopo la posa e la successiva pulizia, raccomandiamo di prestare particolare attenzione alla protezione del pavimento, per evitare di danneggiarlo durante i lavori di finitura del cantiere. Si consiglia di ricoprire l'intera superficie con cartoni di spessore adeguato.

## ISTRUZIONI PER LA PULIZIA ORDINARIA

I prodotti sono di facile manutenzione, a conferma del nostro impegno verso l'ambiente. Le modalità e la frequenza di pulizia devono comunque essere adeguate alla destinazione d'uso.

Per una efficace manutenzione si consiglia:

1. Di non lasciare lo sporco troppo a lungo sul pavimento
2. Di lavare regolarmente il pavimento utilizzando detergenti neutri o sgrassatori diluiti in acqua calda seguendo le indicazioni delle confezioni (FILA CLEANER® Fila)
3. Risciacquare con acqua pulita

## ISTRUZIONI PER LA PULIZIA STRAORDINARIA

La manutenzione straordinaria si rende necessaria nel caso in cui eventi accidentali causino macchie e/o sporco dovuto a particolari sostanze. In questi casi occorre intervenire con detergenti professionali a base alcalina specifici per il tipo di sporco da rimuovere (vedi tabella esemplificativa) Per una efficace pulizia straordinaria si consiglia di:

1. Lavaggio con acqua per rimozione dello sporco superficiale
2. Stesura del prodotto alcalino (PS87 Fila) diluito in soluzione media del 3% sulla superficie. Per situazioni di difficile rimozione delle patine o di particolari agenti macchianti è possibile aumentare progressivamente la concentrazione del detergente.
3. Attesa di 7/10 minuti. Per agenti macchianti di difficile rimozione è possibile aumentare l'effetto abrasivo utilizzando un sapone secco in polvere da spargere sul detergente al termine del periodo di attesa.
4. Effettuare la pulizia esercitando una decisa azione meccanica. Utilizzare strumenti di pulizia manuale o adeguate macchine lavapavimenti (si consiglia l'utilizzo di macchine lava-pavimenti dotate di spazzole bianche in feltro; evitare l'utilizzo di spazzole nere a residuo carbonioso). L'operazione di lavaggio deve essere il più possibile omogenea.
5. Effettuare abbondante risciacquo, possibilmente con acqua calda. Il risciacquo deve essere effettuato più volte fino alla completa rimozione di tutto il residuo.

## INSTRUCTIONS FOR INITIAL CLEANING AFTER INSTALLATION

Quick, thorough initial cleaning is of fundamental importance and is necessary on all types of ceramic tile to allow easy subsequent daily cleaning.

In the event of the failure to carry out this procedure properly, smears may be left which make it impossible to keep the floor clean in spite of thorough routine cleaning.

The floor must be washed thoroughly to remove cement and grout residues.

For cement-based grouts, clean within no more than 48 hours. For grouts containing latex or epoxy resins, cleaning must be carried out very quickly, since the components are very difficult to remove once set.

The recommended products for this type of cleaning are acid-based (see table of examples).

To clean, proceed as follows:

- Apply the acid product (Fila DETERDEK® ) diluted in a 10-20% solution to the surface.

- Wait 7/10 minutes.

- Clean with a vigorous scrubbing action, with suitable equipment by hand, or appropriate floor cleaning appliances (floor cleaners fitted with white felt brushes are recommended; do not use black brushes which leave a carbon residue). Take care to clean the whole floor as evenly as possible.

- Neutralise the acid solution by washing with plenty of water, hot if possible. Keep rinsing until all acid residue has been removed.

To aid in the initial acid cleaning operation, use of a special vacuum drier is recommended to prevent the water-acid solution from drying; if the solution dries to form a coating over the surface, the cleaning procedure will have failed.

For structured products, with noticeable relief patterns or anti-slip surfaces, acid washing must be carried out as soon as possible after installation. Before washing with acid, excess grout should be removed with a sponge and water during the installation procedure itself.

The effect of the washing operation should be tested on a spare tile before proceeding, especially in the case of honed or polished products.

## PROTECTING THE FLOOR DURING THE REMAINDER OF THE CONSTRUCTION WORK

After laying and cleaning, it is essential to take special care to protect the floor to prevent damage during finishing works on the site. The entire surface should be covered with cardboard of suitable thickness.

## ROUTINE CLEANING INSTRUCTIONS

products are easy to care for, confirming our commitment to the environment. However, cleaning procedures and frequency will always depend on the context in which the tiles are used. For effective care, we recommend the following:

1. Do not leave dirt on the floor for too long
2. Wash the floor regularly with neutral or degreasing detergents diluted in hot water, following the instructions on the pack (Fila FILA CLEANER® )
3. Rinse with clean water.

## EXTRAORDINARY CLEANING INSTRUCTIONS

Extraordinary cleaning procedures are needed if the floor becomes stained or dirty with specific substances due to accidents. In this case, professional, alkaline detergents, specifically developed for the type of dirt to be removed (see table of examples), are required.

For effective extraordinary cleaning, we recommend the following:

1. Wash with water to remove superficial dirt
2. Apply the alkaline product (Fila PS87 ) diluted in a solution of about 3% to the surface. The detergent concentration can be gradually increased to deal with difficult cases where coatings have to be removed, or unusually tough stains.
3. Wait 7/10 minutes. For stubborn stains, the abrasive effect can be increased by using a dry powder soap, sprinkling it over the detergent at the end of the waiting time.
4. Clean with a vigorous scrubbing action. Use suitable equipment by hand, or appropriate floor cleaning appliances (floor cleaners fitted with white felt brushes are recommended; do not use black brushes which leave a carbon residue). Take care to clean the whole floor as evenly as possible.
5. Rinse with plenty of water, hot if possible. Keep rinsing until all residue has been removed.

## INSTRUCTIONS POUR LE PREMIER NETTOYAGE APRÈS LA POSE

Il est très important que le nettoyage initial soit effectué avec le plus grand soin et tout de suite après la pose, sur tous les types de carrelage céramique, afin de garantir un nettoyage quotidien facile. Si le nettoyage n'est pas bien fait, des auréoles pourraient se former et empêcher que le carrelage soit propre malgré un bon entretien quotidien. Laver soigneusement le carrelage pour enlever tous les résidus de ciment et de produit de jointoiment. Pour les ciments-joints, attendre moins de 48 heures avant de nettoyer, pour les adjuvants avec latex ou les joints époxy, effectuer le nettoyage très rapidement car si les composants durcissent leur enlèvement devient extrêmement difficile.

Les produits indiqués pour ce type de nettoyage doivent être de nature acide (voir tableau avec exemples).

Pour le nettoyage, procéder comme suit:

- Étaler sur la surface le produit acide (DETERDEK® Fila) dilué dans une solution variable de 10 à 20%.

- Attendre 7/10 minutes

- Effectuer le nettoyage en exerçant une action mécanique ferme; utiliser des instruments de nettoyage manuel ou des nettoyeurs appropriés (il est conseillé d'utiliser des nettoyeurs équipés de brosses blanches en feutre; éviter les brosses noires à résidu carboné). L'opération de lavage doit être le plus possible homogène.

- Neutraliser la solution acide avec un rinçage abondant, si possible à l'eau chaude. Le rinçage doit être fait plusieurs fois jusqu'à ce qu'il n'y ait plus du tout de résidu acide.

Pour faciliter le nettoyage acide initial, utiliser un dispositif approprié d'aspiration des liquides afin d'éviter le séchage de la solution eau-acide; la patine séchée de la solution rendrait inutile l'opération de nettoyage. Pour des produits structurés, avec des reliefs prononcés ou des finitions anti-dérapantes, le lavage acide doit être effectué le plus tôt possible après la pose. Avant le lavage acide, pendant la pose, enlever les surplus de produit de jointoiment avec une éponge et de l'eau. Il est conseillé de faire un essai avant le lavage sur un carreau non posé surtout dans le cas de produits rodés ou polis.

## PROTECTION DU CARRELAGE JUSQU'À LA FIN DES TRAVAUX

Après la pose et le nettoyage, faire très attention à la protection du carrelage pour éviter de l'endommager pendant les travaux de finition du chantier. Il est conseillé de couvrir toute la surface avec des cartons d'une épaisseur appropriée.

## INSTRUCTIONS POUR LE NETTOYAGE COURANT

Les produits sont d'un entretien facile ce qui confirme notre engagement pour la protection de l'environnement. Les modalités et la fréquence de nettoyage doivent être adaptées à la destination d'usage. Pour un entretien efficace, il est conseillé:

1. De ne pas laisser le carrelage sale trop longtemps
2. De laver régulièrement le sol en utilisant des détergents neutres ou des produits de dégraissage dilués dans de l'eau chaude en suivant les indications des conditionnements (FILA CLEANER® Fila)
3. De rincer à l'eau propre

## INSTRUCTIONS POUR LE NETTOYAGE EXTRAORDINAIRE

L'entretien extraordinaire s'avère nécessaire si des actions accidentelles causent des taches et/ou de la saleté due à des substances particulières. Dans ces cas, intervenir avec des détergents professionnels à base alcaline, spécifiques pour le type de saleté à nettoyer (voir tableau avec exemples). Pour un entretien extraordinaire efficace, il est conseillé:

1. De laver avec de l'eau pour enlever la saleté superficielle
2. D'étendre le produit alcalin sur la surface (PS87 Fila) dilué en solution moyenne de 3%. Si la patine ou les agents tachants particuliers sont difficiles à nettoyer, augmenter progressivement la concentration du détergent.
3. Attendre 7/10 minutes. Pour des agents tachants difficiles à enlever, augmenter l'effet abrasif en utilisant un savon sec en poudre à répandre sur le détergent à la fin de la période d'attente.
4. Effectuer le nettoyage en exerçant une action mécanique ferme. Utiliser des instruments de nettoyage manuel ou des nettoyeurs appropriés (il est conseillé d'utiliser des nettoyeurs équipés de brosses blanches en feutre; éviter les brosses noires à résidu carboné). L'opération de lavage doit être le plus possible homogène.
5. Rincer abondamment si possible avec de l'eau chaude. Le rinçage doit être fait plusieurs fois jusqu'à ce qu'il n'y ait plus du tout de résidu.

I COLORI E GLI EFFETTI RIPORTATI SUL PRESENTE CATALOGO SONO INDICATIVI PER I LIMITI CONSENTITI DALLA STAMPA;  
PER QUESTO NON POSSONO ESSERE VINCOLANTI E COSTITUIRE BASE PER EVENTUALI CONTESTAZIONI.

THE COLOURS AND THE EFFECTS ON THIS CATALOGUE ARE INDICATIVE DUE TO LIMITS OF THE PRINT;  
FOR THIS REASON, THEY CANNOT BE BINDING AND BE THE BASE FOR POSSIBLE CLAIMS.

**CRZ64**  
CERAMICA SENSIBILE ITALIANA



