


CRZ64
CERAMICA SENSIBILE ITALIANA



Imitare la natura

è renderla
raggiungibile...
...capirne l'intimità per
preservarla intatta



Imitating nature means making
it accessible...
...Understanding its intimacy to
preserve it intact

Imiter la nature, c'est la mettre
à portée de la main...
... en comprendre l'intimité pour
la garder telle quelle

COLLECTIONS2022

La nostra fonte di ispirazione è la natura,
inesauribile moltiplicatrice di progettualità capace
di generare prodotti sensibili e di una qualità
superiore, pensati e disegnati nel totale rispetto
dell'ambiente che li circonda.

Andando a miscelare la creatività che la
natura stessa ci ispira con la potenzialità della
tecnologia digitale ci è possibile sviluppare
prodotti con caratteristiche estetiche e funzionali
capaci allo stesso tempo di salvaguardare
emozionalità e matericità, permettendoci di dare
vita a forme, colori, superfici e decori pensati
per la progettazione di architetture e spazi
contemporanei e allo stesso tempo sostenibili.



“made in italy”



Our source of inspiration is nature, inexhaustible multiplier of planning abilities, able to generate sensitive products of superior quality, conceived and designed with the utmost respect for the surrounding environment. By combining the creativeness suggested by nature with the potentials of digital technology, we can develop products with aesthetic and functional characteristics that are able to safeguard emotionality and materiality, allowing us to give life to shapes, colours, surfaces and décors conceived for the planning of architectures and spaces that are both contemporary and sustainable.

Notre source d'inspiration est la nature, en mesure de multiplier les projets à l'infini pour engendrer des produits sensibles et de qualité supérieure, pensés et dessinés dans le plus grand respect de l'environnement. Si l'on combine la créativité que la nature nous inspire fréquemment avec la potentialité de la technologie numérique, il nous est possible de développer des produits ayant des caractéristiques esthétiques et fonctionnelles en mesure de préserver aussi bien le côté émotionnel que celui matériel en nous permettant de faire naître des formes, couleurs, surfaces et décorations conçues pour la conception d'architectures et d'espaces contemporains qui soient en même temps soutenables.



Unsere Inspirationsquelle ist die Natur, die Projekte in Hülle und Fülle bereit hält. Daraus entstehen sensible, hochwertige Produkte, deren Planung und Entwurf in völligem Einklang mit der Raumumgebung stehen. Aus der Verbindung der aus der Natur geschöpften Kreativität und der Potentialität digitaler Technik entwickeln wir Produkte mit ästhetischen und funktionellen Eigenschaften, die sowohl Emotionalität als auch Objektcharakter bewahren. Dies gibt uns die Möglichkeit, Formen, Farben, Oberflächen und Dekore ins Leben zu rufen, die für die Planung von gegenwärtiger, aber gleichzeitig nachhaltiger Architektur und Raumgestaltung gedacht sind.



Affidabilità e Qualità

reliability quality
fiabilite qualite

INDICE / INDEX

CEMENTI

010 CHANDRA
024 NICE
040 EMOTION
048 MAISON
062 ATOMIUM
210 VIE

PIETRE

070 LINCOLN
086 PROVENCE
100 LU-DO 21
110 COQUINA

CONTEMPORARY

122 HYDRO
136 DEVA
148 LUNARE

LEGNI

158 FUJI
170 KAURI
184 TREE
196 VALENTINO

010 CHANDRA



024 NICE




032 EMOTION




048 MAISON



062 ATOMIUM




072 LINCOLN



085 PROVENCE



100 LU-DO 21




110 COQUINA




122 HYDRO



136 DEVA




148 LUNARE



158 FUJI




170 KAURI



184 TREE



196 VALENTINO



210 VIE



INDICE / INDEX A - Z

GRES PORCELLANATO

PORCELAIN STONEWARE - GRÈS CÉRAME - FEINSTEINZEUG

- 062 ATOMIUM
- 010 CHANDRA
- 110 COQUINA
- 136 DEVA
- 040 EMOTION
- 158 FUJI
- 122 HYDRO
- 170 KAURI
- 072 LINCOLN
- 148 LUNARE
- 100 LU-DO 21
- 048 MAISON
- 024 NICE
- 086 PROVENCE
- 184 TREE
- 196 VALENTINO
- 210 VIE

MADENITALY*

CRZ.64

CERAMICA SENSIBILE ITALIANA



CEMENTI

- 010 CHANDRA
- 024 NICE
- 040 EMOTION
- 048 MAISON
- 062 ATOMIUM
- 210 VIE



CHANDRA

GRES FINE PORCELLANATO COLORATO IN MASSA
COLORBODY FINE PORCELAIN STONEWARE
GRÈS CÉRAME FIN COLORÉ DANS LA MASSE
DURCHGEFÄRBTES FEINSTEINZEUG

CARATTERISTICHE TECNICHE

Technical Features - Caracteristiques Techniques - Technische Eigenschaften




80,2x80,2 rett. - 32"x32"

60x60 rett. - 24"x24"

30x60 rett. - 12"x24"

45x45 - 18"x18"



CHANDRA BIANCO

Bianco 60x60 rett. - 24"x24"



Bianco 80,2x80,2 rett. - 32"x32"





CHANDRA TORTORA

Tortora 60x60 rett. - 24"x24"



Tortora 60x60 rett. - 24"x24" / 30x60 rett. - 12"x24" / mos. tozz. 30x30 - 12"x12"

CHANDRA GRIGIO



Grigio Grip 60x60 rett. - 24"x24"



Grigio 80,2x80,2 rett. - 32"x32"

CHANDRA CENERE



Cenere 60x60 rett. - 24"x24"


CHANDRA



BIANCO AVORIO TORTORA GRIGIO CENERE

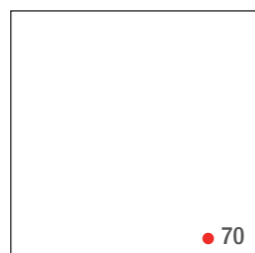
FORMATI

SIZES / FORMATS / FORMATE



80,2x80,2 rett. - 32"x32"

2000295 AVORIO
2000293 BIANCO
2000291 GRIGIO
2000289 TORTORA




60x60 rett. - 24"x24"

2001112 AVORIO - 2001122 GRIP
2001110 BIANCO
2001118 CENERE - 2001128 GRIP
2001114 GRIGIO - 2001124 GRIP
2001116 TORTORA



30x60 rett. - 12"x24"

2001102 AVORIO
2001100 BIANCO
2001108 CENERE
2001104 GRIGIO
2001106 TORTORA




45x45 - 18"x18"

2001132 AVORIO
2001130 BIANCO
2001138 CENERE
2001134 GRIGIO

MOSAICO CON TOZZETTO 30X30 - 12"x12"
(PZXBOX 11)

▲ 24

2001146 AVORIO
2001145 BIANCO
2001149 CENERE
2001148 GRIGIO
2001147 TORTORA



BATTISCOPA 8x45 - 3"x18"
(PZXBOX 30)

▲ 8

2001152 AVORIO
2001150 BIANCO
2001153 CENERE
2001151 GRIGIO



BATTISCOPA 7,1x60 - 2.8"x24"
(PZXBOX 14)

▲ 13

2001141 AVORIO
2001140 BIANCO
2001144 CENERE
2001142 GRIGIO
2001143 TORTORA



PEZZI SPECIALI

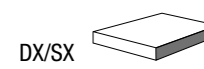
TRIMS / PIECES SPECIALES / FORMTEILE



(PZXBOX 4)

▲ 168

GRADONE 32,5x60x4 - 13"x24"x1.5"



(PZXBOX 2)

▲ 168

GRAD. ANGOLARE 32,5x32,5x4 - 13"x13"x1.5"



IMBALLI E PESI

PACKING AND WEIGHT - EMBALLAGES ET POIDS - VERPACKUNG UND GEWICHT

Articolo Item Reference Artikel	Formato Size Format Format	Pz.xScat. PiecesxBox Stk.xKrt. Pcs / Bte	Mq.xScat. SqmxBox M ² / Bte QmxKrt.	PesoxScat. WeightxBox Poids / Bte(kg) GewichtxKrt(kg)	Scat.xPal. BoxesxPal. Bte / Pal. Krt.xPal.	Mq.xPal. SqmxPal. M ² / Pal. QmxPal.	PesoxPal. WeightxPal. Poids / Pal.(kg) GewichtxPal.(kg)
CHANDRA	80,2x80,2 rett.	2	1,29	22,58	36	46,44	813
CHANDRA	60x60 rett.	4	1,44	25,20	32	46,08	806
CHANDRA	30x60 rett.	7	1,26	22,05	40	50,40	882
CHANDRA	45x45	8	1,62	26,24	48	77,76	1259,52

ROCK

GRES FINE PORCELLANATO COLORATO IN MASSA
COLORBODY FINE PORCELAIN STONEWARE
GRÈS CÉRAME FIN COLORÉ DANS LA MASSE
DURCHGEFÄRBTES FEINSTEINZEUG



CARATTERISTICHE TECNICHE

Technical Features - Caracteristiques Techniques - Technische Eigenschaften



60x120 rett. - 24"x48"

80,2x80,2 rett. - 32"x32"

60x60 rett. lapp. - 24"x24"

60x60 rett. - 24"x24"

30x60 rett. lapp. - 12"x24"

30x60 rett. - 12"x24"



ROCK ANTRACITE





Avorio 60x120 rett. - 24"x48"

ROCK BIANCO



Bianco 30x60 rett. - 12"x24" 60x60 rett. - 24"x24" 60x120 rett. - 24"x48"



Cenere lapp. 30x60 rett. - 12"x24"



Cenere lapp. 60x60 rett. - 24"x24"



Cenere lapp. 60x60 rett. - 24"x24"

NICE ANTRACITE



Antracite 60x60 rett. - 24"x24"




Bianco 60x60 rett. - 24"x24"



Bianco lapp. 60x60 rett. - 24"x24"

NICE



ANTRACITE


CENERE

GRIGIO

BIANCO

FORMATI

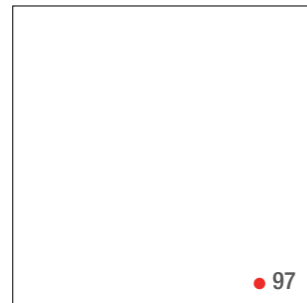
SIZES / FORMATS / FORMATE



● 114

60x120 rett. - 24"x48"

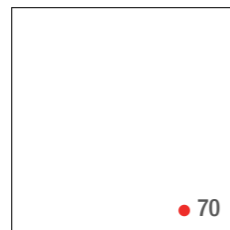
2107606 GRIGIO
2107602 CENERE
2107608 ANTRACITE
2107604 BIANCO



● 97

80,2x80,2 rett. - 32"x32"

2149528 GRIGIO
2149529 CENERE
2149530 ANTRACITE
2138217 BIANCO



● 70

60x60 rett. - 24"x24"

2144745 GRIGIO - 2149534 GRIP
2144746 CENERE - 2149535 GRIP
2144747 ANTRACITE - 2149536 GRIP
2138904 BIANCO - 2149540 GRIP

2000084 GRIGIO LAPP.
2000082 CENERE LAPP.
2000080 BIANCO LAPP.
2000078 ANTRACITE LAPP.




● 70

30x60 rett. - 12"x24"

2144749 GRIGIO
2144750 CENERE
2144751 ANTRACITE
2138905 BIANCO

2000076 GRIGIO LAPP.
2000074 CENERE LAPP.
2000072 BIANCO LAPP.
2000070 ANTRACITE LAPP.



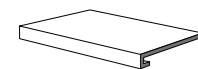
● 44

45x45 - 18"x18"

2118403 GRIGIO - 2094910 GRIP
2118404 CENERE
2118467 ANTRACITE
2138906 BIANCO

PEZZI SPECIALI

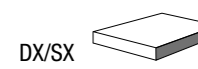
TRIMS / PIECES SPECIALES / FORMTEILE



(PZXBOX 4)

▲ 168

GRADONE 32,5x60x4 - 13"x24"x1.5"



(PZXBOX 2)

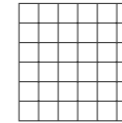
▲ 168

GRAD. ANGOLARE 32,5x32,5x4 - 13"x13"x1.5"

MOSAICO CON TOZZETTO 30x30 - 12"x12"
(PZXBOX 11)

▲ 24

2144769 GRIGIO
2144770 CENERE
2070643 BIANCO
2144772 ANTRACITE



MOSAICO A MURETTO 30x60 - 12"x24"
(PZXBOX 6)

▲ 44

2117031 GRIGIO
2117032 CENERE
2070645 BIANCO
2117033 ANTRACITE



BATTISCOPA 7,1x60 - 2.8"x24"
(PZXBOX 14)

▲ 13

2144753 GRIGIO
2144754 CENERE
2144755 ANTRACITE
2138222 BIANCO



BATTISCOPA 8x45 - 3"x18"
(PZXBOX 30)

▲ 8

2118563 GRIGIO
2118564 CENERE
2118565 ANTRACITE
2138223 BIANCO



BATTISCOPA 6x80,2 - 2.4"x32"
(PZXBOX 12)

▲ 17

2149546 GRIGIO
2149547 CENERE
2149548 ANTRACITE
2138219 BIANCO



DECORI

DECORS - DECORS - DEKORE



▲ 50

0084420 DEC. GRIGIO 30x60 rett. - 12"x24"



(PZXBOX 4)

▲ 50

0084421 DEC. CENERE 30x60 rett. - 12"x24"



▲ 50

0084422 DEC. ANTRACITE 30x60 rett. - 12"x24"



▲ 50

0084423 DEC. BIANCO 30x60 rett. - 12"x24"

IMBALLI E PESI

PACKING AND WEIGHT - EMBALLAGES ET POIDS - VERPACKUNG UND GEWICHT

Articolo Item Reference Artikel	Formato Size Format Format	Pz.xScat. PiecesxBox Stk.xKrt. Pcs / Bte	Mq.xScat. SqmxBox M ² / Bte QmxKrt.	PesoxScat. WeightxBox Poids / Bte(kg) GewichtxKrt(kg)	Scat.xPal. BoxesxPal. Bte / Pal. Krt.xPal.	Mq.xPal. SqmxPal. M ² / Pal. QmxPal.	PesoxPal. WeightxPal. Poids / Pal.(kg) GewichtxPal.(kg)
NICE	60x120 rett.	2	1,44	26,35	36	51,84	949
NICE	80,2x80,2 rett.	2	1,29	22,58	36	46,44	813
NICE	60x60 rett.	4	1,44	26,73	32	46,08	855
NICE	30x60 rett.	7	1,26	22,68	40	50,40	907
NICE	45x45	8	1,62	25,27	48	77,76	1213



EMOTION


GRES FINE PORCELLANATO COLORATO IN MASSA
COLORBODY FINE PORCELAIN STONEWARE
GRÈS CÉRAME FIN COLORÉ DANS LA MASSE
DURCHGEFÄRBTES FEINSTEINZEUG

CARATTERISTICHE TECNICHE

Technical Features - Caracteristiques Techniques - Technische Eigenschaften



80x80 rett. - 32"x32"



EMOTION GRIGIO

Grigio 80x80 Rett. - 32"x32"



Grigio 80x80 Rett. - 32"x32"



EMOTION



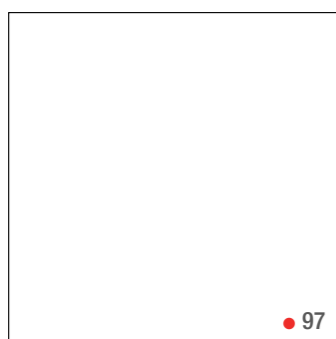
GRIGIO



CENERE

FORMATI


SIZES / FORMATS / FORMATE



80x80 rett. - 32"x32"

2000261 CENERE
2000260 GRIGIO

MOSAICO CON TOZZETTO 30X30 - 12"x12"
(PZXBOX 11) ▲ 24



2000429 CENERE
2000431 GRIGIO

BATTISCOPA 6x80 - 2.4"x32"
(PZXBOX 12) ▲ 13



2000269 CENERE
2000268 GRIGIO

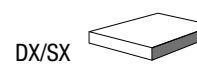
PEZZI SPECIALI

TRIMS / PIECES SPECIALES / FORMTEILE




(PZXBOX 4) ▲ 168

GRADONE 32,5x60x4 - 13"x24"x1.5"









(PZXBOX 2) ▲ 168

GRAD. ANGOLARE 32,5x32,5x4 - 13"x13"x1.5"



IMBALLI E PESI

PACKING AND WEIGHT - EMBALLAGES ET POIDS - VERPACKUNG UND GEWICHT

Articolo Item Reference Artikel	Formato Size Format Format	 Pz.xScat. PiecesxBox Stk.xKrt. Pcs / Bte	 Mq.xScat. SqmxBox M ² / Bte QmxKrt.	 PesoxScat. WeightxBox Poids / Bte(kg) GewichtxKrt(kg)	 Scat.xPal. BoxesxPal. Bte / Pal. Krt.xPal.	 Mq.xPal. SqmxPal. M ² / Pal. QmxPal.	 PesoxPal. WeightxPal. Poids / Pal.(kg) GewichtxPal.(kg)
EMOTION	80x80 rett.	2	1,28	27,77	40	51,20	1112



MAISON

GRES FINE PORCELLANATO COLORATO IN MASSA
COLORBODY FINE PORCELAIN STONEWARE
GRÈS CÉRAME FIN COLORÉ DANS LA MASSE
DURCHGEFÄRBTES FEINSTEINZEUG

CARATTERISTICHE TECNICHE

Technical Features - Caracteristiques Techniques - Technische Eigenschaften



60x60 rett. - 24"x24"

30x60 rett. - 12"x24"

45x45 - 18"x18"



MAISON AVORIO





Grigio 30x60 rett. - 12"x24"



Grigio 60x60 rett. - 24"x24"



Grigio 60x60 rett. - 24"x24"

Cenero 60x60 rett. - 24"x24"




Cenero 60x60 rett. - 24"x24"

MAISON ANTRACITE



MAISON



CENERE

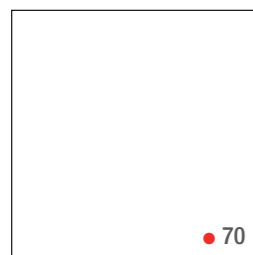
GRIGIO

ANTRACITE

AVORIO


FORMATI

SIZES / FORMATS / FORMATE



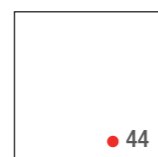
60x60 rett. - 24"x24"

2016635 AVORIO
2016637 CENERE
2016639 GRIGIO - 2112980 GRIP
2000473 ANTRACITE



30x60 rett. - 12"x24"

2016615 AVORIO
2016617 CENERE
2016619 GRIGIO
2016613 ANTRACITE




45x45 - 18"x18"

2016627 CENERE
2016629 GRIGIO
2016623 ANTRACITE

MOSAICO CON TOZZETTO 30X30 - 12"x12"
(PZXBOX 11)

▲ 24

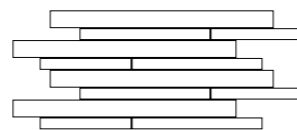
2108086 AVORIO
2108085 CENERE
2108088 GRIGIO
2108084 ANTRACITE



MOSAICO A MURETTO 30x60 - 12"x24"
(PZXBOX 6)

▲ 44

2108091 AVORIO
2108090 CENERE
2108093 GRIGIO
2108089 ANTRACITE



BATTISCOPA 7,1x60 - 2.8"x24"
(PZXBOX 14)

▲ 13

2016644 AVORIO
2016645 CENERE
2016646 GRIGIO
2016643 ANTRACITE



BATTISCOPA 8x45 - 3"x18"
(PZXBOX 30)

▲ 8

2016649 CENERE
2016652 GRIGIO
2016648 ANTRACITE



PEZZI SPECIALI

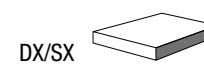
TRIMS / PIECES SPECIALES / FORMTEILE



(PZXBOX 4)

▲ 168

GRADONE 32,5x60x4 - 13"x24"x1.5"



(PZXBOX 2)

▲ 168

GRAD. ANGOLARE 32,5x32,5x4 - 13"x13"x1.5"



IMBALLI E PESI

PACKING AND WEIGHT - EMBALLAGES ET POIDS - VERPACKUNG UND GEWICHT

Articolo Item Reference Artikel	Formato Size Format Format	Pz.xScat. PiecesxBox Stk.xKrt. Pcs / Bte	Mq.xScat. SqmxBox M ² / Bte QmxKrt.	PesoxScat. WeightxBox Poids / Bte(kg) GewichtxKrt(kg)	Scat.xPal. BoxesxPal. Bte / Pal. Krt.xPal.	Mq.xPal. SqmxPal. M ² / Pal. QmxPal.	PesoxPal. WeightxPal. Poids / Pal.(kg) GewichtxPal.(kg)
MAISON	60x60 rett.	4	1,44	25,20	32	46,08	806
MAISON	30x60 rett.	7	1,26	22,05	40	50,40	882
MAISON	60x60 rett.	3	1,08	22,35	40	43,20	894
MAISON	30x60 rett.	6	1,08	21,81	48	51,84	1046,88
MAISON	45x45	8	1,62	25,27	48	77,76	1213



ATOMIUM

GRES FINE PORCELLANATO COLORATO IN MASSA
COLORBODY FINE PORCELAIN STONEWARE
GRÈS CÉRAME FIN COLORÉ DANS LA MASSE
DURCHGEFÄRBTES FEINSTEINZEUG

CARATTERISTICHE TECNICHE

Technical Features - Caracteristiques Techniques - Technische Eigenschaften



60x60 rett. - 24"x24"

30x60 rett. - 12"x24"



ATOMIUM GRIGIO




ATOMIUM AVORIO



ATOMIUM



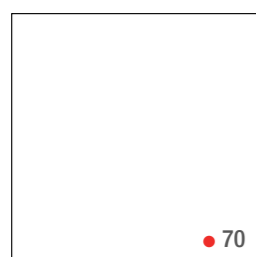
GRIGIO



AVORIO


FORMATI

SIZES / FORMATS / FORMATE



60x60 rett. - 24"x24"

2238621 AVORIO
2238622 GRIGIO




30x60 rett. - 12"x24"

2238637 AVORIO
2238638 GRIGIO

MOSAICO CON TOZZETTO 30x30 - 12"x12"
(PZXBOX 11)

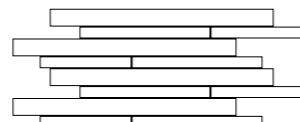
▲ 24



2238653 AVORIO
2238654 GRIGIO

MOSAICO A MURETTO 30x60 - 12"x24"
(PZXBOX 6)

▲ 44



2238657 AVORIO
2238658 GRIGIO

BATTISCOPA 7,1x60 - 2.8"x24"
(PZXBOX 14)

▲ 13



2238661 AVORIO
2238662 GRIGIO

PEZZI SPECIALI

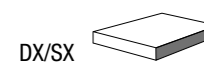
TRIMS / PIECES SPECIALES / FORMTEILE



(PZXBOX 4)

▲ 168

GRADONE 32,5x60x4 - 13"x24"x1.5"



(PZXBOX 2)

▲ 168

GRAD. ANGOLARE 32,5x32,5x4 - 13"x13"x1.5"



IMBALLI E PESI

PACKING AND WEIGHT - EMBALLAGES ET POIDS - VERPACKUNG UND GEWICHT

Articolo Item Reference Artikel	Formato Size Format Format	Pz.xScat. PiecesxBox Stk.xKrt. Pcs / Bte	Mq.xScat. SqmxBox M ² / Bte QmxKrt.	PesoxScat. WeightxBox Poids / Bte(kg) GewichtxKrt(kg)	Scat.xPal. BoxesxPal. Bte / Pal. Krt.xPal.	Mq.xPal. SqmxPal. M ² / Pal. QmxPal.	PesoxPal. WeightxPal. Poids / Pal.(kg) GewichtxPal.(kg)
ATOMIUM	60x60 rett.	3	1,08	22,35	40	43,20	894
ATOMIUM	30x60 rett.	6	1,08	21,81	48	51,84	1046,88



PIETRE

- 070 LINCOLN
- 086 PROVENCE
- 100 LU-DO 21
- 110 COQUINA



LINCOLN

GRES FINE PORCELLANATO COLORATO IN MASSA
COLORBODY FINE PORCELAIN STONEWARE
GRÈS CÉRAME FIN COLORÉ DANS LA MASSE
DURCHGEFÄRBTES FEINSTEINZEUG

CARATTERISTICHE TECNICHE

Technical Features - Caracteristiques Techniques - Technische Eigenschaften



80,2x80,2 rett. - 32"x32"

60x60 rett. - 24"x24"

30x60 rett. - 12"x24"

30x30 rett. - 12"x12"



LINCOLN GREY



Grey Grip 60x60 rett.- 24" x24"



Grey 60x60 rett.- 24" x24"



Grey 60x60 Rett. - 24"x24" / 30x60 Rett. - 12"x24" / 30x30 Rett. - 12"x12"

LINCOLN IVORY



LINCOLN CARMEL



Caramel 60x60 Rett. - 24"x24" / 30x60 Rett. - 12"x24" / 30x30 Rett. - 12"x12"



Caramel 60x60 rett. - 24"x24"

LINCOLN IRON

Iron 60x60 Rett. - 24"x24" / 30x60 Rett. - 12"x24" / 30x30 Rett. - 12"x12"



Iron 60x60 rett. - 24"x24"

LINCOLN



CAMEL


IVORY

IRON

GREY

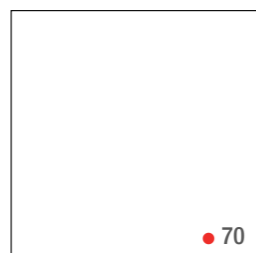
FORMATI

SIZES / FORMATS / FORMATE




80,2x80,2 rett. - 32"x32"

2000717 CAMEL - 2000719 GRIP
2000727 GREY - 2000729 GRIP
2000725 IRON
2000721 IVORY - 2000723 GRIP




60x60 rett. - 24"x24"

2001689 CAMEL - 2001681 GRIP
2001693 GREY - 2001685 GRIP
2001691 IRON - 2001683 GRIP
2001695 IVORY - 2001687 GRIP



30x60 rett. - 12"x24"

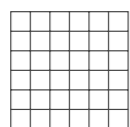
2001673 CAMEL
2001677 GREY
2001675 IRON
2001679 IVORY



30x30 rett. - 12"x12"

2001665 CAMEL
2001669 GREY
2001667 IRON
2001671 IVORY

MOSAICO CON TOZZETTO 30X30 - 12"x12"
(PZXBOX 11)



2001701 CAMEL
2001704 GREY
2001702 IRON
2001703 IVORY

▲ 24

BATTISCOPA 7,1x60 - 2.8"x24"
(PZXBOX 14)



2001697 CAMEL
2001699 GREY
2001698 IRON
2001700 IVORY

▲ 13

PEZZI SPECIALI

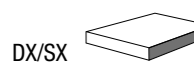
TRIMS / PIECES SPECIALES / FORMTEILE



(PZXBOX 4)

▲ 168

GRADONE 32,5x60x4 - 13"x24"x1.5"



(PZXBOX 2)







▲ 168

GRAD. ANGOLARE 32,5x32,5x4 - 13"x13"x1.5"



IMBALLI E PESI

PACKING AND WEIGHT - EMBALLAGES ET POIDS - VERPACKUNG UND GEWICHT

Articolo Item Reference Artikel	Formato Size Format Format	 Pz.xScat. PiecesxBox Stk.xKrt. Pcs / Bte	 Mq.xScat. SqmxBox M ² / Bte QmxKrt.	 PesoxScat. WeightxBox Poids / Bte(kg) GewichtxKrt(kg)	 Scat.xPal. BoxesxPal. Bte / Pal. Krt.xPal.	 Mq.xPal. SqmxPal. M ² / Pal. QmxPal.	 PesoxPal. WeightxPal. Poids / Pal.(kg) GewichtxPal.(kg)
LINCOLN	80,2x80,2 rett.	2	1,29	22,58	36	46,44	813
LINCOLN	60x60 rett.	4	1,44	25,20	32	46,08	806
LINCOLN	30x60 rett.	7	1,26	22,05	40	50,40	882
LINCOLN	30x30 rett.	12	1,08	18,90	40	43,20	756



PROVENCE

GRES FINE PORCELLANATO COLORATO IN MASSA
COLORBODY FINE PORCELAIN STONEWARE
GRÈS CÉRAME FIN COLORÉ DANS LA MASSE
DURCHGEFÄRBTES FEINSTEINZEUG

CARATTERISTICHE TECNICHE


Technical Features - Caracteristiques Techniques - Technische Eigenschaften



60x60 rett. - 24"x24"

30x60 rett. - 12"x24"

30x30 rett. - 12"x12"



PROVENCE SABBIA





Sabbia 60x60 rett. - 24"x24"

PROVENCE CENERE



Cenere 60x60 rett. - 24"x24" / 30x60 rett. - 12"x24" / 30x30 rett. - 12"x12"

PROVENCE TALCO

Talco 30x60 rett. - 12"x24"



Talco 60x60 rett. - 24"x24" / 30x60 rett. - 12"x24" / 30x30 rett. - 12"x12"



Talco 60x60 rett. - 24"x24"

PROVENCE



TALCO



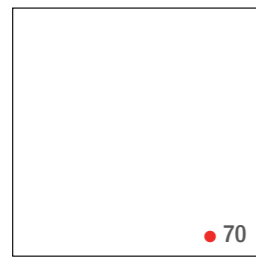
CENERE



SABBIA


FORMATI

SIZES / FORMATS / FORMATE



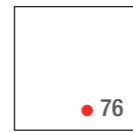
60x60 rett. - 24"x24"

2001914 CENERE
2001906 SABBIA - 2001908 GRIP
2001910 TALCO - 2001912 GRIP



30x60 rett. - 12"x24"

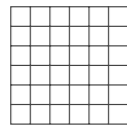
2001904 CENERE
2001900 SABBIA
2001902 TALCO



30x30 rett. - 12"x12"

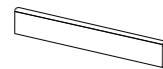
2001926 CENERE
2001924 SABBIA
2001925 TALCO

MOSAICO CON TOZZETTO 30x30 - 12"x12"
(PZXBOX 11) ▲ 24



2001922 CENERE
2001921 SABBIA
2001923 TALCO

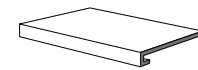
BATTISCOPA 7,1x60 - 2.8"x24"
(PZXBOX 14) ▲ 13



2001920 CENERE
2001918 SABBIA
2001919 TALCO

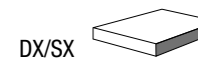
PEZZI SPECIALI

TRIMS / PIECES SPECIALES / FORMTEILE




(PZXBOX 4) ▲ 168

GRADONE 32,5x60x4 - 13"x24"x1.5"



(PZXBOX 2) ▲ 168

GRAD. ANGOLARE 32,5x32,5x4 - 13"x13"x1.5"



IMBALLI E PESI

PACKING AND WEIGHT - EMBALLAGES ET POIDS - VERPACKUNG UND GEWICHT

Articolo Item Reference Artikel	Formato Size Format Format	Pz.xScat. PiecesxBox Stk.xKrt. Pcs / Bte	Mq.xScat. SqmxBox M ² / Bte QmxKrt.	PesoxScat. WeightxBox Poids / Bte(kg) GewichtxKrt(kg)	Scat.xPal. BoxesxPal. Bte / Pal. Krt.xPal.	Mq.xPal. SqmxPal. M ² / Pal. QmxPal.	PesoxPal. WeightxPal. Poids / Pal.(kg) GewichtxPal.(kg)
PROVENCE	60x60 rett.	3	1,08	22,35	40	43,20	894
PROVENCE	30x60 rett.	6	1,08	21,81	48	51,84	1046,88
PROVENCE	30x30 rett.	12	1,08	21,81	40	43,20	872,40



LU-DO 21

GRES FINE PORCELLANATO COLORATO IN MASSA
COLORBODY FINE PORCELAIN STONEWARE
GRÈS CÉRAME FIN COLORÉ DANS LA MASSE
DURCHGEFÄRBTES FEINSTEINZEUG

CARATTERISTICHE TECNICHE


Technical Features - Caracteristiques Techniques - Technische Eigenschaften




60x60 rett. - 24"x24"

30x60 rett. - 12"x24"

30x30 rett. - 12"x12"





LU-DO 21 GREY





Grey 60x60 Rett. - 24"x24" / 30x60 Rett. - 12"x24" / 30x30 Rett. - 12"x12"

LU-DO 21 ANTRACITE



LU-DO 21



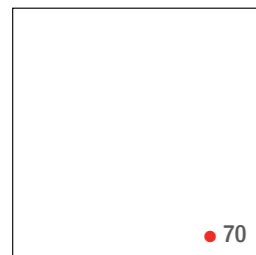
GREY



ANTRACITE

FORMATI

SIZES / FORMATS / FORMATE



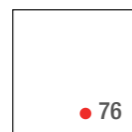
60x60 rett. - 24"x24"

2001208 ANTRACITE
2001210 GREY



30x60 rett. - 12"x24"


2001204 ANTRACITE
2001207 GREY



30x30 rett. - 12"x12"

2001200 ANTRACITE
2001202 GREY

MOSAICO CON TOZZETTO 30X30 - 12"x12"
(PZXBOX 11) ▲ 24



2001214 ANTRACITE
2001215 GREY

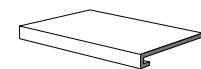
BATTISCOPA 7,1x60 - 2.8"x24"
(PZXBOX 14) ▲ 13



2001212 ANTRACITE
2001213 GREY

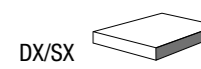
PEZZI SPECIALI

TRIMS / PIECES SPECIALES / FORMTEILE



(PZXBOX 4) ▲ 168

GRADONE 32,5x60x4 - 13"x24"x1.5"



(PZXBOX 2) ▲ 168

GRAD. ANGOLARE 32,5x32,5x4 - 13"x13"x1.5"



IMBALLI E PESI

PACKING AND WEIGHT - EMBALLAGES ET POIDS - VERPACKUNG UND GEWICHT

Articolo Item Reference Artikel	Formato Size Format Format	Pz.xScat. PiecesxBox Stk.xKrt. Pcs / Bte	Mq.xScat. SqmxBox M ² / Bte QmxKrt.	PesoxScat. WeightxBox Poids / Bte(kg) GewichtxKrt(kg)	Scat.xPal. BoxesxPal. Bte / Pal. Krt.xPal.	Mq.xPal. SqmxPal. M ² / Pal. QmxPal.	PesoxPal. WeightxPal. Poids / Pal.(kg) GewichtxPal.(kg)
LU-DO 21	60x60 rett.	4	1,44	25,20	32	46,08	806
LU-DO 21	30x60 rett.	7	1,26	22,05	40	50,40	882
LU-DO 21	30x30 rett.	12	1,08	18,90	40	43,20	756



COQUINA

GRES FINE PORCELLANATO COLORATO IN MASSA
COLORBODY FINE PORCELAIN STONEWARE
GRÈS CÉRAME FIN COLORÉ DANS LA MASSE
DURCHGEFÄRBTES FEINSTEINZEUG

CARATTERISTICHE TECNICHE

Technical Features - Caracteristiques Techniques - Technische Eigenschaften



60x120 rett. NAT - 24"x48"

80x80 rett. NAT - 32"x32"

60x120 rett. GRIP - 24"x48"

80x80 rett. GRIP - 32"x32"

60x120 rett. LUX - 24"x48"

80x80 rett. LUX - 32"x32"



COQUINA LIMESTONE OFF-WHITE



Limstone off-white 80x80 rett. - 32"x32"



Limstone off-white 80x80 rett. grip - 32"x32"



Limstone off-white 80x80 rett. lux - 32"x32"




Limstone off-white 60x120 rett. lux e nat. - 24"x48"



Limstone off-white 60x120 Rett. nat. e grip - 24"x48"

COQUINA



LIMESTONE OFF-WHITE

FORMATI


SIZES / FORMATS / FORMATE



- 114 GRIP
- 128 LUX
- 114 NAT

60x120 RETT. - 24"x48"

2000602 COQUINA LIM.OFF-WHITE R. GRIP
2000604 COQUINA LIM.OFF-WHITE R. LUX
2000600 COQUINA LIM.OFF-WHITE R. NAT.



- 114 GRIP
- 128 LUX
- 114 NAT

80x80 RETT. - 32"x32"

2000608 COQUINA LIM.OFF-WHITE R. GRIP
2000610 COQUINA LIM.OFF-WHITE R. LUX
2000606 COQUINA LIM.OFF-WHITE R. NAT.

BATTISCOPA 6x60 - 2.4"x24"
(PZXBOX 14) ▲ 13



2000627 LIM.OFF-WHITE

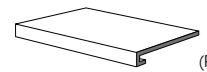
BATTISCOPA 6x80 - 2.4"x32"
(PZXBOX 12) ▲ 17



2000628 LIM.OFF-WHITE

PEZZI SPECIALI

TRIMS / PIECES SPECIALES / FORMTEILE



(PZXBOX 4) ▲ 168

GRADONE 32,5x60x4 - 13"x24"x1.5"



(PZXBOX 2) ▲ 168

GRAD. ANGOLARE 32,5x32,5x4 - 13"x13"x1.5"



IMBALLI E PESI

PACKING AND WEIGHT - EMBALLAGES ET POIDS - VERPACKUNG UND GEWICHT

Articolo Item Reference Artikel	Formato Size Format Format	Pz.xScat. PiecesxBox Stk.xKrt. Pcs / Bte	Mq.xScat. SqmxBox M ² / Bte QmxKrt.	PesoxScat. WeightxBox Poids / Bte(kg) GewichtxKrt(kg)	Scat.xPal. BoxesxPal. Bte / Pal. Krt.xPal.	Mq.xPal. SqmxPal. M ² / Pal. QmxPal.	PesoxPal. WeightxPal. Poids / Pal.(kg) GewichtxPal.(kg)
COQUINA NAT	60x120 rett.	2	1,44	26,35	36	51,84	949
COQUINA GRIP	60x120 rett.	2	1,44	26,35	36	51,84	949
COQUINA NAT	80,2x80,2 rett.	2	1,29	22,58	36	46,44	813
COQUINA GRIP	80,2x80,2 rett.	2	1,29	22,58	36	46,44	813
COQUINA NAT	60x120 rett.	2	1,44	31,60	30	43,20	948
COQUINA LUX	60x120 rett.	2	1,41	31	30	42,30	930
COQUINA GRIP	60x120 rett.	2	1,44	31,60	30	43,20	948
COQUINA NAT	80x80 rett.	2	1,28	26,24	45	57,60	1180,80
COQUINA LUX	80x80 rett.	2	1,23	25,27	45	55,35	1137,15
COQUINA GRIP	80x80 rett.	2	1,28	26,24	45	57,60	1180,80



CONTEMPORARY

122 HYDRO

136 DEVA

148 LUNARE



HYDRO

GRES FINE PORCELLANATO COLORATO IN MASSA
COLORBODY FINE PORCELAIN STONEWARE
GRÈS CÉRAME FIN COLORÉ DANS LA MASSE
DURCHGEFÄRBTES FEINSTEINZEUG

CARATTERISTICHE TECNICHE

Technical Features - Caracteristiques Techniques - Technische Eigenschaften



60x60 rett. - 24"x24"

30x60 rett. - 12"x24"

30x30 rett. - 12"x12"



HYDRO BIANCO



Bianco 60x60 Rett. - 24"x24" / 30x60 Rett. - 12"x24" / 30x30 Rett. - 12"x12"



Bianco 30x60 rett.- 12"x24"

HYDRO GREIGE

Greige 60x60 rett. - 24"x24"



Greige 60x60 Rett. - 24"x24"

HYDRO GREY





Grey Grip 60x60 Rett. - 24"x24"

HYDRO TORTORA



Tortora 60x60 Rett. - 24" x24" / 30x60 Rett. - 12" x24" / 30x30 Rett. - 12" x12"



Tortora 60x60 rett. - 24" x24"

HYDRO



BIANCO

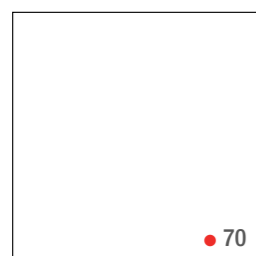
GREIGE

GREY

TORTORA

FORMATI

SIZES / FORMATS / FORMATE



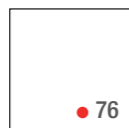
60x60 rett. - 24"x24"

2138787 BIANCO
2138781 GREIGE - 2138775 GRIP
2138785 GREY - 2138779 GRIP
2138783 TORTORA - 2138777 GRIP



30x60 rett. - 12"x24"

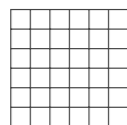
2138773 BIANCO
2138767 GREIGE
2138771 GREY
2138769 TORTORA



30x30 rett. - 12"x12"

2138765 BIANCO
2138759 GREIGE
2138763 GREY
2138761 TORTORA

MOSAICO CON TOZZETTO 30X30 - 12"x12"
(PZXBOX 11) ▲ 24



2138795 BIANCO
2138793 GREIGE
2138796 GREY
2138794 TORTORA

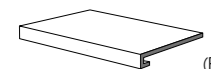
BATTISCOPA 7,1x60 - 2.8"x24"
(PZXBOX 14) ▲ 13



2138792 BIANCO
2138789 GREIGE
2138791 GREY
2138790 TORTORA

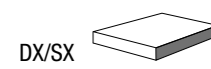
PEZZI SPECIALI

TRIMS / PIECES SPECIALES / FORMTEILE



(PZXBOX 4) ▲ 168

GRADONE 32,5x60x4 - 13"x24"x1.5"



(PZXBOX 2) ▲ 168

GRAD. ANGOLARE 32,5x32,5x4 - 13"x13"x1.5"



IMBALLI E PESI

PACKING AND WEIGHT - EMBALLAGES ET POIDS - VERPACKUNG UND GEWICHT

Articolo Item Reference Artikel	Formato Size Format Format	Pz.xScat. PiecesxBox Stk.xKrt. Pcs / Bte	Mq.xScat. SqmxBox M ² / Bte QmxKrt.	PesoxScat. WeightxBox Poids / Bte(kg) GewichtxKrt(kg)	Scat.xPal. BoxesxPal. Bte / Pal. Krt.xPal.	Mq.xPal. SqmxPal. M ² / Pal. QmxPal.	PesoxPal. WeightxPal. Poids / Pal.(kg) GewichtxPal.(kg)
HYDRO	60x60 rett.	4	1,44	25,20	32	46,08	806
HYDRO	30x60 rett.	7	1,26	22,05	40	50,40	882
HYDRO	30x30 rett.	12	1,08	18,90	40	43,20	756

DEVA

GRES FINE PORCELLANATO COLORATO IN MASSA

COLORBODY FINE PORCELAIN STONEWARE

GRÈS CÉRAME FIN COLORÉ DANS LA MASSE

DURCHGEFÄRBTES FEINSTEINZEUG

CARATTERISTICHE TECNICHE

Technical Features - Caracteristiques Techniques - Technische Eigenschaften



60x120 rett. - 24"x48"

60x60 rett. - 24"x24"

30x60 rett. - 12"x24"



DEVA AVORIO



Avorio 60x60 rett. - 24"x24" / 30x60 rett. - 12"x24"

DEVA TORTORA

Tortora 60x60 rett. - 24"x24"



Tortora 60x60 rett. - 24"x24"

DEVA BIANCO



DEVA GRIGIO

Grigio 60x60 rett. - 24"x24"



Grigio 60x60 rett. - 24"x24"

DEVA




AVORIO



TORTORA




BIANCO



GRIGIO

FORMATI

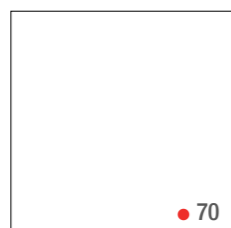
SIZES / FORMATS / FORMATE



114

60x120 rett. - 24"x48"

2000700 BIANCO
2000702 GRIGIO



70

60x60 rett. - 24"x24"

2000340 AVORIO
2000338 BIANCO
2000342 GRIGIO
2000344 TORTORA



70


30x60 rett. - 12"x24"

2000332 AVORIO
2000330 BIANCO
2000334 GRIGIO
2000336 TORTORA

MOSAICO CON TOZZETTO 30x30 - 12"x12"
(PZXBOX 11)

▲ 24

2000351 AVORIO
2000350 BIANCO
2000353 GRIGIO
2000352 TORTORA



BATTISCOPA 7,1x60 - 2.8"x24"
(PZXBOX 14)

▲ 13

2000347 AVORIO
2000346 BIANCO
2000348 GRIGIO
2000349 TORTORA



PEZZI SPECIALI

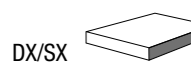
TRIMS / PIECES SPECIALES / FORMTEILE



(PZXBOX 4)

▲ 168

GRADONE 32,5x60x4 - 13"x24"x1.5"



(PZXBOX 2)

▲ 168

GRAD. ANGOLARE 32,5x32,5x4 - 13"x13"x1.5"



IMBALLI E PESI

PACKING AND WEIGHT - EMBALLAGES ET POIDS - VERPACKUNG UND GEWICHT

Articolo Item Reference Artikel	Formato Size Format Format	Pz.xScat. PiecesxBox Stk.xKrt. Pcs / Bte	Mq.xScat. SqmxBox M ² / Bte QmxKrt.	PesoxScat. WeightxBox Poids / Bte(kg) GewichtxKrt(kg)	Scat.xPal. BoxesxPal. Bte / Pal. Krt.xPal.	Mq.xPal. SqmxPal. M ² / Pal. QmxPal.	PesoxPal. WeightxPal. Poids / Pal.(kg) GewichtxPal.(kg)
DEVA	60x120 rett.	2	1,44	26,35	36	51,84	949
DEVA	60x60 rett.	4	1,44	25,20	32	46,08	806
DEVA	30x60 rett.	7	1,26	22,05	40	50,40	882



LUNARE

GRES FINE PORCELLANATO COLORATO IN MASSA

COLORBODY FINE PORCELAIN STONEWARE

GRÈS CÉRAME FIN COLORÉ DANS LA MASSE

DURCHGEFÄRBTES FEINSTEINZEUG


CARATTERISTICHE TECNICHE

Technical Features - Caracteristiques Techniques - Technische Eigenschaften



60x60 rett. - 24"x24"

30x60 rett. - 12"x24"



LUNARE ANTRACITE



Antracite 60x60 rett. - 24"x24"

LUNARE GRIGIO



Grigio 60x60 rett. - 24"x24"

LUNARE



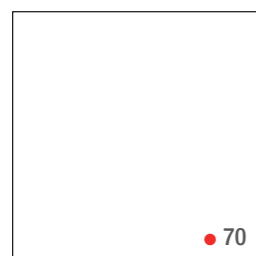
GRIGIO



ANTRACITE


FORMATI

SIZES / FORMATS / FORMATE



60x60 rett. - 24"x24"

2012491 GRIGIO
2012489 ANTRACITE



30x60 rett. - 12"x24"

2099567 GRIGIO
2099565 ANTRACITE

DECORI

DECORS / DECORS / DEKORE



▲ 50

0094663 DEC. GRIGIO 30x60 rett. - 12"x24"



(PZXBOX 4)

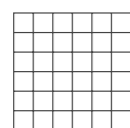
▲ 50

0094665 DEC. ANTRACITE 30x60 rett. - 12"x24"

MOSAICO CON TOZZETTO 30X30 - 12"x12"
(PZXBOX 11)

▲ 24

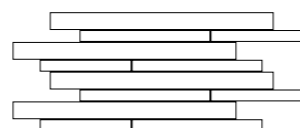
2099571 GRIGIO
2099569 ANTRACITE



MOSAICO A MURETTO 30X60 - 12"x24"
(PZXBOX 6)

▲ 44

2099571 GRIGIO
2099569 ANTRACITE



BATTISCOPA 7,1x60 - 2.8"x24"
(PZXBOX 14)

▲ 13

2015577 GRIGIO
2015575 ANTRACITE



PEZZI SPECIALI

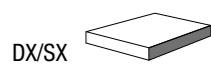
TRIMS / PIECES SPECIALES / FORMTEILE



(PZXBOX 4)

▲ 168

GRADONE 32,5x60x4 - 13"x24"x1.5"



(PZXBOX 2)

▲ 168

GRAD. ANGOLARE 32,5x32,5x4 - 13"x13"x1.5"



IMBALLI E PESI

PACKING AND WEIGHT - EMBALLAGES ET POIDS - VERPACKUNG UND GEWICHT

Articolo Item Reference Artikel	Formato Size Format	Pz.xScat. PiecesxBox Stk.xKrt. Pcs / Bte	Mq.xScat. SqmxBox M ² / Bte QmxKrt.	PesoxScat. WeightxBox Poids / Bte(kg) GewichtxKrt(kg)	Scat.xPal. BoxesxPal. Bte / Pal. Krt.xPal.	Mq.xPal. SqmxPal. M ² / Pal. QmxPal.	PesoxPal. WeightxPal. Poids / Pal.(kg) GewichtxPal.(kg)
LUNARE	60x60 rett.	3	1,08	22,35	40	43,20	894
LUNARE	30x60 rett.	6	1,08	21,81	48	51,84	1046,88



LEGNI

158 FUJI

170 KAURI

184 TREE

196 VALENTINO



FUJI

GRES FINE PORCELLANATO COLORATO IN MASSA
COLORBODY FINE PORCELAIN STONEWARE
GRÈS CÉRAME FIN COLORÉ DANS LA MASSE
DURCHGEFÄRBTES FEINSTEINZEUG

CARATTERISTICHE TECNICHE

Technical Features - Caracteristiques Techniques - Technische Eigenschaften



30x120 rett. - 12"X48"

20x120 rett. - 8"X48"



FUJI MIELE

Miele 20x120 rett. - 8"x48"



Miele 20x120 rett. - 8"x48"

FUJI NATURAL



Natural 20x120 rett. - 8"x48"



Natural 20x120 rett. - 8"x48"


FUJI PURE

Pure 20x120 rett. - 8"x48"



Pure 20x120 rett. - 8"x48"

FUJI




MIELE

NATURAL

PURE

FORMATI

SIZES / FORMATS / FORMATE



30x120 rett. 12"x48"

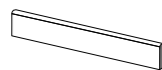
20x120 rett. 8"x48"

2000708 MIELE
2000706 NATURAL
2000704 PURE

2000586 MIELE - 2000592 GRIP
2000585 NATURAL - 2000591 GRIP
2000584 PURE - 2000590 GRIP







BATTISCOPA 6x60 - 2.4"x24"
(PZXBOX 14) ▲ 13

2000598 MIELE
2000597 NATURAL
2000596 PURE



IMBALLI E PESI

PACKING AND WEIGHT - EMBALLAGES ET POIDS - VERPACKUNG UND GEWICHT

Articolo Item Reference Artikel	Formato Size Format Format	 Pz.xScat. PiecesxBox Stk.xKrt. Pcs / Bte	 Mq.xScat. SqmxBox M ² / Bte QmxKrt.	 PesoxScat. WeightxBox Poids / Bte(kg) GewichtxKrt(kg)	 Scat.xPal. BoxesxPal. Bte / Pal. Krt.xPal.	 Mq.xPal. SqmxPal. M ² / Pal. QmxPal.	 PesoxPal. WeightxPal. Poids / Pal.(kg) GewichtxPal.(kg)
FUJI	30X120 rett.	4	1,44	26,35	36	51,84	949
FUJI	20X120 rett.	6	1,44	29,52	28	40,32	826
FUJI	20X120 rett.	6	1,44	29,52	24	34,56	708,5



KAURI

GRES FINE PORCELLANATO COLORATO IN MASSA
COLORBODY FINE PORCELAIN STONEWARE
GRÈS CÉRAME FIN COLORÉ DANS LA MASSE
DURCHGEFÄRBTES FEINSTEINZEUG

CARATTERISTICHE TECNICHE

Technical Features - Caracteristiques Techniques - Technische Eigenschaften



30x120 rett. - 12"x48"

20x120 rett. - 8"x48"



KAURI GRIGIO

Grigio 20x120 rett. - 8"x48"



Grigio 20x120 rett. - 8"x48"

KAURI MIELE





Miele 20x120 rett. - 8"x48"

KAURI TABACCO





Tabacco 20x120 rett. - 8"x48"



Tabacco Grip 20x120 rett. - 8"x48"

KAURI




GRIGIO

MIELE

TABACCO

FORMATI

SIZES / FORMATS / FORMATE



30x120 rett. 12"x48"

2000714 GRIGIO
2000710 MIELE
2000712 TABACCO



20x120 rett. 8"x48"

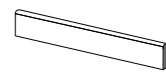
2001216 GRIGIO - 2001218 GRIGIO GRIP
2000492 MIELE - 2000496 MIELE GRIP
2000491 TABACCO - 2000495 TABACCO GRIP

BATTISCOPA 6x60 - 2.4"x24"

(PZXBOX 14)

▲ 13

2001220 GRIGIO
2000500 MIELE
2000499 TABACCO



IMBALLI E PESI

PACKING AND WEIGHT - EMBALLAGES ET POIDS - VERPACKUNG UND GEWICHT

Articolo Item Reference Artikel	Formato Size Format Format	Pz.xScat. PiecesxBox Stk.xKrt. Pcs / Bte	Mq.xScat. SqmxBox M ² / Bte QmxKrt.	PesoxScat. WeightxBox Poids / Bte(kg) GewichtxKrt(kg)	Scat.xPal. BoxesxPal. Bte / Pal. Krt.xPal.	Mq.xPal. SqmxPal. M ² / Pal. QmxPal.	PesoxPal. WeightxPal. Poids / Pal.(kg) GewichtxPal.(kg)
KAURI	30X120 rett.	4	1,44	26,35	36	51,84	949
KAURI	20X120 rett.	6	1,44	29,52	28	40,32	826



TREE

GRES FINE PORCELLANATO COLORATO IN MASSA

COLORBODY FINE PORCELAIN STONEWARE

GRÈS CÉRAME FIN COLORÉ DANS LA MASSE

DURCHGEFÄRBTES FEINSTEINZEUG

CARATTERISTICHE TECNICHE

Technical Features - Caracteristiques Techniques - Technische Eigenschaften



20,2x80,2 - 8"x32"



TREE NOCE



Noce 20,2x80,2 - 8"x32"

TREE MIELE



TREE GRIGIO



Grigio 20,2x80,2 - 8" x32"

TREE BIANCO




Bianco 20,2x80,2 - 8"x32"


TREE



NOCE



MIELE



GRIGIO



BIANCO

FORMATI

SIZES / FORMATS / FORMATE



20,2x80,2 - 8"x32"

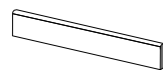
2191380 MIELE
2191379 GRIGIO
2191378 BIANCO
2191381 NOCE

BATTISCOPA 6x80 - 2.4"x32"

(PZXBOX 12)






▲ 17

2149525 GRIGIO
2149526 MIELE
2149524 BIANCO
2149527 NOCE



IMBALLI E PESI

PACKING AND WEIGHT - EMBALLAGES ET POIDS - VERPACKUNG UND GEWICHT

Articolo Item Reference Artikel	Formato Size Format Format	 Pz.xScat. PiecesxBox Stk.xKrt. Pcs / Bte	 Mq.xScat. SqmxBox M ² / Bte QmxKrt.	 PesoxScat. WeightxBox Poids / Bte(kg) GewichtxKrt(kg)	 Scat.xPal. BoxesxPal. Bte / Pal. Krt.xPal.	Mq.xPal. SqmxPal. M ² / Pal. QmxPal.	 PesoxPal. WeightxPal. Poids / Pal.(kg) GewichtxPal.(kg)
TREE	20,2x80,2	7	1,14	21,88	42	47,88	919



VALENTINO

GRES FINE PORCELLANATO COLORATO IN MASSA
COLORBODY FINE PORCELAIN STONEWARE
GRÈS CÉRAME FIN COLORÉ DANS LA MASSE
DURCHGEFÄRBTES FEINSTEINZEUG

CARATTERISTICHE TECNICHE

Technical Features - Caracteristiques Techniques - Technische Eigenschaften



20,2x80,2 - 8"x32"



VALENTINO HOLLYWOOD WENGE'



Hollywood Wngè 20,2x80,2 - 8"x32"

VALENTINO LEGEND NOCE



Legend Noce 20,2x80,2 - 8"x32"

VALENTINO LIGHTS MIELE



Lights Miele 20,2x80,2 - 8"x32"

VALENTINO CAMERA GRIGIO




Camera Grigio 20,2x80,2 - 8" x32"

VALENTINO ACTION BIANCO



Action Bianco 20,2x80,2 - 8" x32"


VALENTINO




HOLLYWOOD WENGE'



LEGEND NOCE



LIGHTS MIELE



CAMERA GRIGIO



ACTION BIANCO

FORMATI

SIZES / FORMATS / FORMATE



20,2x80,2 - 8"x32"

- 2127441 ACTION BIANCO
- 2127443 CAMERA GRIGIO
- 2127445 LIGHTS MIELE
- 2127447 LEGEND NOCE
- 2127449 HOLLYWOOD WENGE'

BATTISCOPA 6x80 - 2.4"x32"

(PZXBOX 12)






▲ 17

- 2149524 ACTION BIANCO
- 2149525 CAMERA GRIGIO
- 2149526 LIGHTS MIELE
- 2149527 LEGEND NOCE
- 2149528 HOLLYWOOD WENGE'



IMBALLI E PESI

PACKING AND WEIGHT - EMBALLAGES ET POIDS - VERPACKUNG UND GEWICHT

Articolo Item Reference Artikel	Formato Size Format Format	 Pz.xScat. PiecesxBox Stk.xKrt. Pcs / Bte	 Mq.xScat. SqmxBox M ² / Bte QmxKrt.	 PesoxScat. WeightxBox Poids / Bte(kg) GewichtxKrt(kg)	 Scat.xPal. BoxesxPal. Bte / Pal. Krt.xPal.	Mq.xPal. SqmxPal. M ² / Pal. QmxPal.	 PesoxPal. WeightxPal. Poids / Pal.(kg) GewichtxPal.(kg)
VALENTINO	20,2x80,2	7	1,14	21,88	42	47,88	919



VIE

GRES FINE PORCELLANATO COLORATO IN MASSA
COLORBODY FINE PORCELAIN STONEWARE
GRÈS CÉRAME FIN COLORÉ DANS LA MASSE
DURCHGEFÄRBTES FEINSTEINZEUG

CARATTERISTICHE TECNICHE

Technical Features - Caracteristiques Techniques - Technische Eigenschaften



100x100 rett. - 40"x40"

Sp.7,4 mm **60x60** rett. - 24"x24"

Sp.7,4 mm **30x60** rett. - 12"x24"



VIE BIANCO



Bianco 100x100 rett. - 40"x40"

VIE GRIGIO



Grigio 100x100 rett. - 40"x40"



Grigio 100x100 rett. - 40"x40"

VIE SABBIA



Sabbia 100x100 rett. - 40"x40"

VIE TORTORA

Tortora 100x100 rett. - 40"x40"



Tortora 100x100 rett. - 40"x40"

VIE



BIANCO

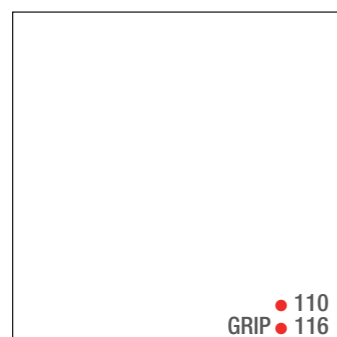
GRIGIO

SABBIA

TORTORA

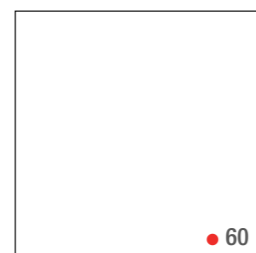
FORMATI

SIZES / FORMATS / FORMATE



100x100 rett. - 40"x40"


2106167 BIANCO - 2106177 GRIP
2106161 GRIGIO 2106179 GRIP
2106165 SABBIA - 2106181 GRIP
2106163 TORTORA



60x60 rett. - 24"x24"

2000374 BIANCO
2000368 GRIGIO
2000372 SABBIA
2000370 TORTORA

Sp. 7,4 mm



30x60 rett. - 12"x24"

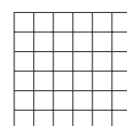
2000382 BIANCO
2000376 GRIGIO
2000380 SABBIA
2000378 TORTORA

Sp. 7,4 mm

MOSAICO CON TOZZETTO 30X30 - 12"x12"
(PZXBOX 11)

▲ 24

2000390 5 X 5 BIANCO
2000388 5 X 5 GRIGIO
2000391 5 X 5 SABBIA
2000389 5 X 5 TORTORA



BATTISCOPA 7x100 - 2.8"x40"
(PZXBOX 6)

▲ 25

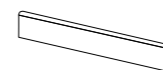
2000740 BIANCO
2000742 GRIGIO
2000741 SABBIA
2000743 TORTORA



BATTISCOPA 7,1x60 - 2.8"x24"
(PZXBOX 14)

▲ 14

2000387 BIANCO
2000384 GRIGIO
2000386 SABBIA
2000385 TORTORA



IMBALLI E PESI

PACKING AND WEIGHT - EMBALLAGES ET POIDS - VERPACKUNG UND GEWICHT

Articolo Item Reference Artikel	Formato Size Format Format	Pz.xScat. PiecesxBox Stk.xKrt. Pcs / Bte	Mq.xScat. SqmxBox M ² / Bte QmxKrt.	PesoxScat. WeightxBox Poids / Bte(kg) GewichtxKrt(kg)	Scat.xPal. BoxesxPal. Bte / Pal. Krt.xPal.	Mq.xPal. SqmxPal. M ² / Pal. QmxPal.	PesoxPal. WeightxPal. Poids / Pal.(kg) GewichtxPal.(kg)
VIE	100x100 rett.	2	2,00	40,00	24	48,00	960
VIE	60x60 rett.	4	1,44	20,59	32	46,08	659
VIE	30x60 rett.	8	1,44	20,59	40	57,60	824

EDEN

GRES FINE PORCELLANATO COLORATO IN MASSA
COLORBODY FINE PORCELAIN STONEWARE
GRÈS CÉRAME FIN COLORÉ DANS LA MASSE
DURCHGEFÄRBTES FEINSTEINZEUG



CARATTERISTICHE TECNICHE

Technical Features - Caracteristiques Techniques - Technische Eigenschaften



20x120 rett. - 8"X48"
20x120 rett. grip - 8"X48"
30x120 rett. - 12"X48"



EDEN BETULLA



Betulla 20x120 rett. - 8"x48" / 30 x 120 rett. - 12"x48"



Betulla 20x120 rett. - 8"x48" / 30 x 120 rett. - 12"x48"

EDEN MANDORLO



Mandorlo 20x120 rett. grip - 8"x48"



Mandorlo 20x120 rett. - 8"x48" / 30x120 rett. - 12"x48"



Mandorlo 20x120 rett. grip. - 8"x48"

EDEN ROVERE



EDEN



BETULLA



MANDORLO



ROVERE

FORMATI

SIZES / FORMATS / FORMATE



20x120 rett. 8"x48"
20x120 rett. grip. 8"x48"

- 2000635 20X120 EDEN BETULLA GRIP RETT
- 2000629 20X120 EDEN BETULLA RETT
- 2000636 20X120 EDEN MANDORLO GRIP RETT
- 2000630 20X120 EDEN MANDORLO RETT
- 2000637 20X120 EDEN ROVERE GRIP RETT
- 2000631 20X120 EDEN ROVERE RETT



30x120 rett. 12"x48"

- 2000641 30X120 EDEN BETULLA RETT
- 2000642 30X120 EDEN MANDORLO RETT
- 2000643 30X120 EDEN ROVERE RETT

BATTISCOPA 6x60 - 2.4"x24"
(PZXB0X 14) ▲ 13

- 2000647 6X60 EDEN BATTISCOPA BETULLA
- 2000648 6X60 EDEN BATTISCOPA MANDORLO
- 2000649 6X60 EDEN BATTISCOPA ROVERE



IMBALLI E PESI

PACKING AND WEIGHT - EMBALLAGES ET POIDS - VERPACKUNG UND GEWICHT

Articolo Item Reference Artikel	Formato Size Format Format	Pz.xScat. PiecesxBox Stk.xKrt. Pcs / Bte	Mq.xScat. SqmxBox M ² / Bte QmxKrt.	PesoxScat. WeightxBox Poids / Bte(kg) GewichtxKrt(kg)	Scat.xPal. BoxesxPal. Bte / Pal. Krt.xPal.	Mq.xPal. SqmxPal. M ² / Pal. QmxPal.	PesoxPal. WeightxPal. Poids / Pal.(kg) GewichtxPal.(kg)
EDEN	30X120 rett.	4	1,44	26,35	36	51,84	949
EDEN	20X120 rett.	6	1,44	29,52	28	40,32	826
EDEN	20X120 rett. Grip	6	1,44	29,52	28	40,32	826

ROCK

GRES FINE PORCELLANATO COLORATO IN MASSA
COLORBODY FINE PORCELAIN STONEWARE
GRÈS CÉRAME FIN COLORÉ DANS LA MASSE
DURCHGEFÄRBTES FEINSTEINZEUG

CARATTERISTICHE TECNICHE

Technical Features - Caracteristiques Techniques - Technische Eigenschaften



60x120 rett. - 24"x48"

60x60 rett. - 24"x24"


60x60 rett. grip - 24"x24"

30x60 rett. - 12"x24"



ROCK ANTRACITE

Antracite 60x120 rett. - 24"x48"



Antracite 60x120 rett. - 24"x48"



ROCK SABBIA



Sabbia 60x120 rett. - 24"x48"



Sabbia 60x120 rett. - 24"x48"

ROCK BIANCO



Bianco 60x60 rett. - 24"x24"

ROCK GRIGIO

Grigio 60x60 rett. grip - 24"x24"



Grigio 60x120 rett. grigio - 24"x24"



ROCK



ANTRACITE


Sabbia

BIANCO

GRIGIO

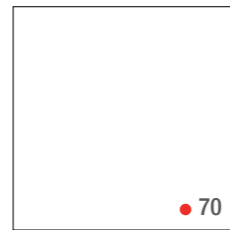
FORMATI

SIZES / FORMATS / FORMATE



60x120 rett. - 24"x48"

- 2001178 60X120 ROCK ANTRACITE RETT
- 2001181 60X120 ROCK BIANCO RETT
- 2001179 60X120 ROCK GRIGIO RETT
- 2001180 60X120 ROCK SABBIA RETT



60x60 rett. - 24"x24"
60x60 rett. grip - 24"x24"

- 2001164 60X60 ROCK ANTRACITE GRIP RETT
- 2001156 60X60 ROCK ANTRACITE RETT
- 2001159 60X60 ROCK BIANCO RETT
- 2001165 60X60 ROCK GRIGIO GRIP RETT
- 2001157 60X60 ROCK GRIGIO RETT
- 2001166 60X60 ROCK SABBIA GRIP RETT
- 2001158 60X60 ROCK SABBIA RETT

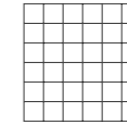


30x60 rett. - 12"x24"

- 2001170 30X60 ROCK ANTRACITE RETT
- 2001173 30X60 ROCK BIANCO RETT
- 2001171 30X60 ROCK GRIGIO RETT
- 2001172 30X60 ROCK SABBIA RETT

MOSAICO CON TOZZETTO 30x30 - 12"x12"
(PZXBOX 11) ▲ 24

- 2001190 30X30 MOSAICO 5X5 ROCK ANTRACITE
- 2001193 30X30 MOSAICO 5X5 ROCK BIANCO
- 2001191 30X30 MOSAICO 5X5 ROCK GRIGIO
- 2001192 30X30 MOSAICO 5X5 ROCK SABBIA



BATTISCOPA 7,1x60 - 2.8"x24"
(PZXBOX 14) ▲ 13

- 2001186 7,1X60 ROCK BATTISCOPA ANTRACITE
- 2001189 7,1X60 ROCK BATTISCOPA BIANCO
- 2001187 7,1X60 ROCK BATTISCOPA GRIGIO
- 2001188 7,1X60 ROCK BATTISCOPA SABBIA



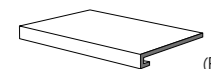
IMBALLI E PESI

PACKING AND WEIGHT - EMBALLAGES ET POIDS - VERPACKUNG UND GEWICHT

Articolo Item Reference Artikel	Formato Size Format	Pz.xScat. PiecesxBox Stk.xKrt. Pcs / Bte	Mq.xScat. SqmxBox M ² / Bte QmxKrt.	PesoxScat. WeightxBox Poids / Bte(kg) GewichtxKrt(kg)	Scat.xPal. BoxesxPal. Bte / Pal. Krt.xPal.	Mq.xPal. SqmxPal. M ² / Pal. QmxPal.	PesoxPal. WeightxPal. Poids / Pal.(kg) GewichtxPal.(kg)
ROCK	60x120 rett.	2	1,44	26,35	36	51,84	949
ROCK	60x60 rett.	4	1,44	26,73	32	46,08	855
ROCK	30x60 rett.	7	1,26	22,68	40	50,40	907

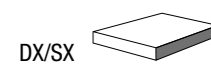
PEZZI SPECIALI

TRIMS / PIECES SPECIALES / FORMTEILE



(PZXBOX 4) ▲ 168

GRADONE 32,5x60x4 - 13"x24"x1.5"



(PZXBOX 2) ▲ 168

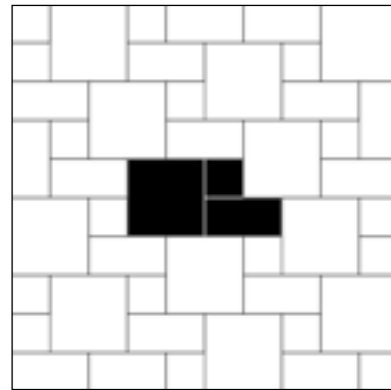
GRAD. ANGOLARE 32,5x32,5x4 - 13"x13"x1.5"

SOLUZIONE DI POSA

Laying solution

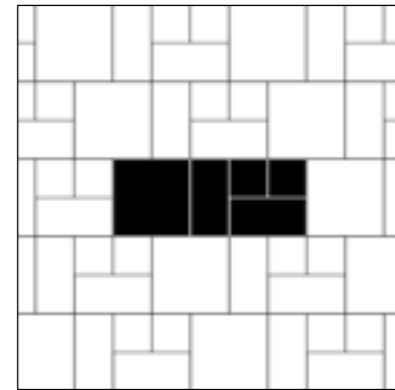
Propositions pour la pose

Verlegungsvorschläge



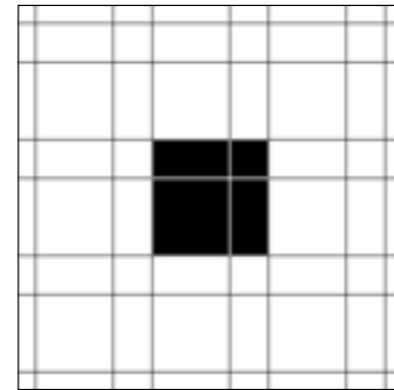
FORMATI **A**

60X60	23 ^{5/8"} x23 ^{5/8"}	(1,59pz)	57,1 %
30X60	11 ^{13/16"} x23 ^{5/8"}	(1,59pz)	28,6 %
30X30	11 ^{13/16"} x11 ^{13/16"}	(1,59pz)	14,3 %



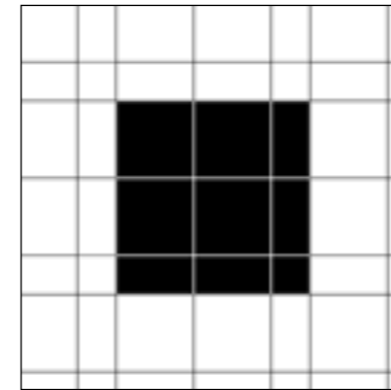
FORMATI **B**

60X60	23 ^{5/8"} x23 ^{5/8"}	(1,11pz)	40,0 %
30X60	11 ^{13/16"} x23 ^{5/8"}	(2,22pz)	40,0 %
30X30	11 ^{13/16"} x11 ^{13/16"}	(2,22pz)	20,0 %



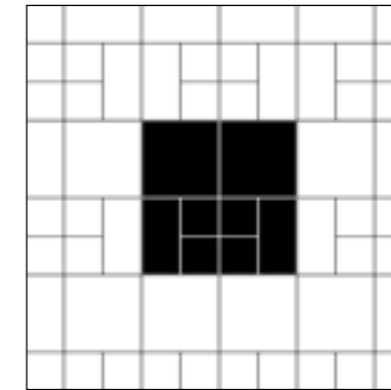
FORMATI **C**

60X60	23 ^{5/8"} x23 ^{5/8"}	(1,23pz)	44,4 %
30X60	11 ^{13/16"} x23 ^{5/8"}	(2,47pz)	44,4 %
30X30	11 ^{13/16"} x11 ^{13/16"}	(1,23pz)	11,1 %



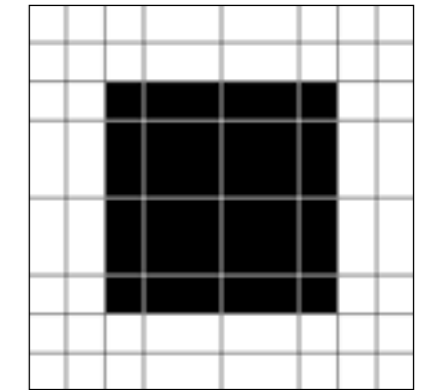
FORMATI **L**

60X60	23 ^{5/8"} x23 ^{5/8"}	(1,78pz)	64,0 %
30X60	11 ^{13/16"} x23 ^{5/8"}	(1,78pz)	32,0 %
30X30	11 ^{13/16"} x11 ^{13/16"}	(0,44pz)	4,0 %



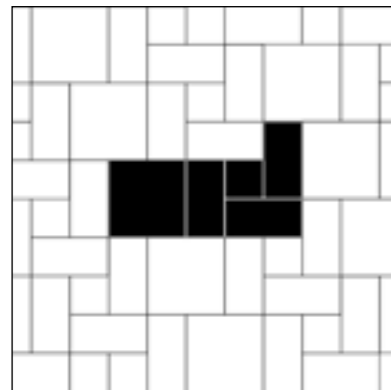
FORMATI **M**

60X60	23 ^{5/8"} x23 ^{5/8"}	(1,39pz)	50,0 %
30X60	11 ^{13/16"} x23 ^{5/8"}	(1,39pz)	25,0 %
30X30	11 ^{13/16"} x11 ^{13/16"}	(2,78pz)	25,0 %



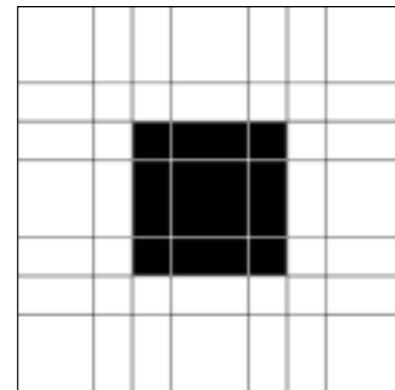
FORMATI **N**

60X60	23 ^{5/8"} x23 ^{5/8"}	(1,23pz)	44,4 %
30X60	11 ^{13/16"} x23 ^{5/8"}	(2,47pz)	44,4 %
30X30	11 ^{13/16"} x11 ^{13/16"}	(1,23pz)	11,1 %



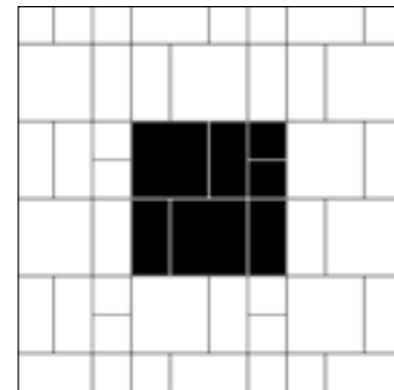
FORMATI **D**

60X60	23 ^{5/8"} x23 ^{5/8"}	(1,01pz)	36,4 %
30X60	11 ^{13/16"} x23 ^{5/8"}	(3,03pz)	54,5 %
30X30	11 ^{13/16"} x11 ^{13/16"}	(1,01pz)	9,10 %



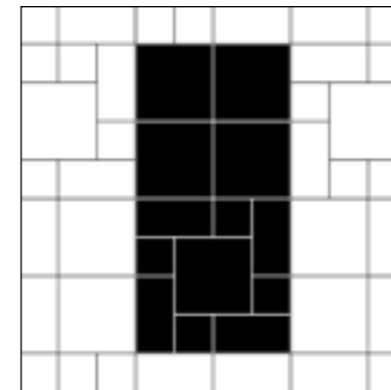
FORMATI **E**

60X60	23 ^{5/8"} x23 ^{5/8"}	(0,69pz)	25,0 %
30X60	11 ^{13/16"} x23 ^{5/8"}	(2,78pz)	50,0 %
30X30	11 ^{13/16"} x11 ^{13/16"}	(2,78pz)	25,0 %



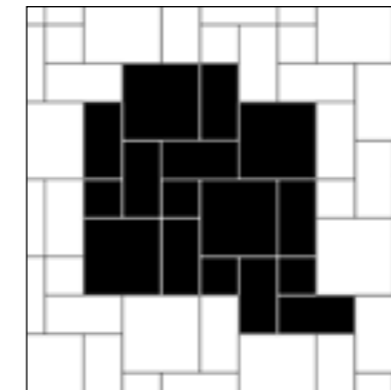
FORMATI **F**

60X60	23 ^{5/8"} x23 ^{5/8"}	(1,39pz)	50,0 %
30X60	11 ^{13/16"} x23 ^{5/8"}	(2,08pz)	37,5 %
30X30	11 ^{13/16"} x11 ^{13/16"}	(1,39pz)	12,5 %



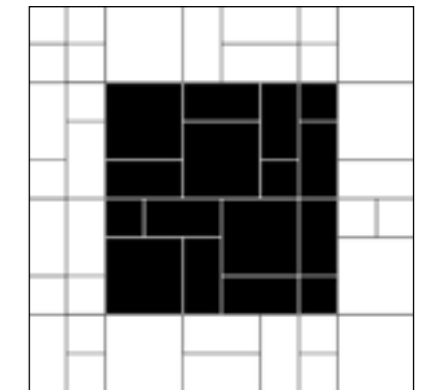
FORMATI **O**

60X60	23 ^{5/8"} x23 ^{5/8"}	(1,74pz)	62,5 %
30X60	11 ^{13/16"} x23 ^{5/8"}	(1,39pz)	25,0 %
30X30	11 ^{13/16"} x11 ^{13/16"}	(1,39pz)	12,5 %



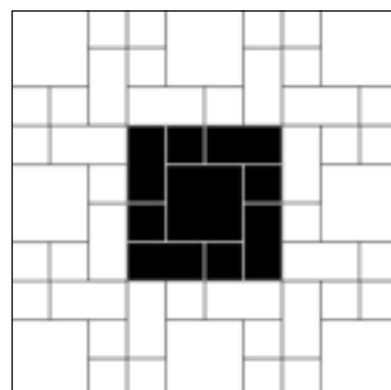
FORMATI **P**

60X60	23 ^{5/8"} x23 ^{5/8"}	(1,23pz)	44,4 %
30X60	11 ^{13/16"} x23 ^{5/8"}	(2,47pz)	44,4 %
30X30	11 ^{13/16"} x11 ^{13/16"}	(1,23pz)	11,1 %



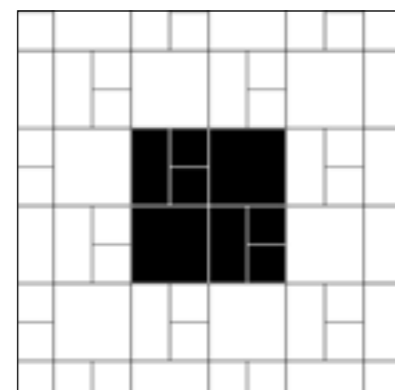
FORMATI **Q**

60X60	23 ^{5/8"} x23 ^{5/8"}	(1,23pz)	44,4 %
30X60	11 ^{13/16"} x23 ^{5/8"}	(2,47pz)	44,4 %
30X30	11 ^{13/16"} x11 ^{13/16"}	(1,23pz)	11,1 %



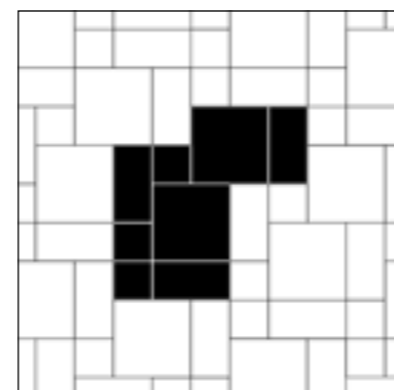
FORMATI **G**

60X60	23 ^{5/8"} x23 ^{5/8"}	(0,69pz)	25,0 %
30X60	11 ^{13/16"} x23 ^{5/8"}	(2,78pz)	50,0 %
30X30	11 ^{13/16"} x11 ^{13/16"}	(2,78pz)	25,0 %



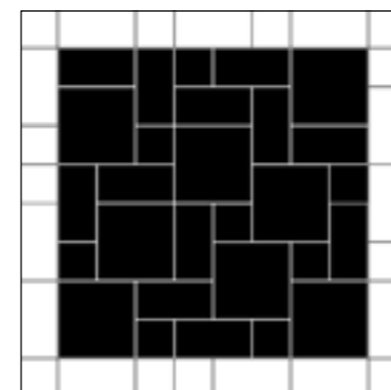
FORMATI **H**

60X60	23 ^{5/8"} x23 ^{5/8"}	(1,39pz)	50,0 %
30X60	11 ^{13/16"} x23 ^{5/8"}	(1,39pz)	25,0 %
30X30	11 ^{13/16"} x11 ^{13/16"}	(2,78pz)	25,0 %



FORMATI **I**

60X60	23 ^{5/8"} x23 ^{5/8"}	(1,31pz)	47,1 %
30X60	11 ^{13/16"} x23 ^{5/8"}	(1,96pz)	35,3 %
30X30	11 ^{13/16"} x11 ^{13/16"}	(1,96pz)	17,6 %



FORMATI **R**

60X60	23 ^{5/8"} x23 ^{5/8"}	(1,39pz)	50,0 %
30X60	11 ^{13/16"} x23 ^{5/8"}	(2,08pz)	37,5 %
30X30	11 ^{13/16"} x11 ^{13/16"}	(1,39pz)	12,5 %

FORMATI

Size











Formats

Formate

- = il simbolo ● indica articolo in vendita al M²
- ▲ = il simbolo ▲ indica articolo in vendita al pz.

CARATTERISTICHE TECNICHE

Technical Features
 Caracteristiques Techniques
 Technische Eigenschaften

CARATTERISTICHE TECNICHE Technical features Caracteristiques techniques Technische eigenschaften	NORMA DI RIFERIMENTO Reference standard Norme de reference Besugnorm	VALORE RICHIESTO Value required Valeur requise Geforderter wert	RISPONDEZZA ALLA NORMA Accordance to the norme Correspondance à la norme Übereinstimmung an die norme
TEMPERATURA DI COTTURA Firing temperature Température de cuisson Brenntemperatur			> 1200° C
ASSORBIMENTO D'ACQUA - IN % Water absorption - in % Absorption d'eau - en % Wasseraufnahme - in %	 ISO 10545-3	<= 0,5%	CONFORME compliant conformes gemäß
FORZA DI ROTTURA Breaking strength Résistance à la rupture Bruchlast	 ISO 10545-4	SP. >= 7,5MM >= 1300 N SP. < 7,5MM >= 700 N	CONFORME compliant conformes gemäß
RESISTENZA ALLA FLESSIONE Flexural strength Resistance a la flexion Biegefestigkeit	 ISO 10545-4	>= 35 N/mm²	CONFORME compliant conformes gemäß
RESISTENZA AGLI SBALZI TERMICI Thermal shock resistance Resistance aux écarts de température Temperaturwechselbeständigkeit	 ISO 10545-9	NESSUN CAMPIONE DEVE PRESENTARE DIFETTI VISIBILI no sample must show visible defects aucun échantillon ne doit présenter des défauts visibles kein exemplar soll sichtbare schäden aufweisen	CONFORME compliant conformes gemäß
RESISTENZA AL GELO Frost resistance Résistance au gel Frostbeständigkeit	 ISO 10545-12	RESISTENTI resistant résistants widerstandsfähig	RESISTENTI resistant résistants widerstandsfähig
CARATTERISTICHE DIMENSIONALI Size characteristics Caracteristiques dimensionnelles Masseigenschaften	 ISO 10545-2	lunghezza e larghezza / length and width / longueur et largeur / länge und breite +/- 0,6 % max +/- 2 mm spessore / thickness / épaisseur / stärke +/- 5,0 % max +/- 5 mm ortogonalità / wedging / orthogonalité / rechteckigkeit +/- 0,5 % max +/- 2 mm planarità / flatness / planéité / ebenflächigkeit +/- 0,5 % max +/- 2 mm	CONFORME compliant conformes gemäß
COEFFICIENTE DI DILATAZIONE LINEARE Linear thermal expansion coefficient coefficient de expansion térmica linear Wärmeausdehnungskoeffizient	 ISO 10545-8	METODO DI PROVA DISPONIBILE test method available méthod d'essai disponible verfügbare prüfmethode	a <= 7 x 10⁻⁶/°C
RESISTENZA AI PRODOTTI CHIMICI Resistance to chemicals Resistance aux produits chimiques Chemikallendestigkeit	 ISO 10545-13	MIN. B	CONFORME compliant conformes gemäß
RESISTENZA ALLE MACCHIE Stain resistance Résistance aux taches Fleckenbeständigkeit	 ISO 10545-14	CLASSE >= 3	CONFORME compliant conformes gemäß
DUREZZA SUPERFICIE MOHS Mohs surface hardness Dureté de surface Oberflächenhärte	 EN 101	>= MOHS 5	CONFORME compliant conformes gemäß

GRES PORCELLANATO • PORCELAIN STONEWARE • GRÈS CÉRAMÉ • FEINSTEINZEUG
UNI EN 14411 BIA

POSA IN OPERA

Laying
 Pose
 Verlegung

POSA IN OPERA

La corretta esecuzione della posa in opera del materiale è fondamentale, oltre alla qualità del prodotto, per garantire un risultato finale ottimale e soddisfacente.

È importante eseguire con cura e professionalità tutte le fasi che vanno dalla preparazione del sottofondo, alla composizione della malta e dei collanti, al rispetto dei tempi di maturazione, fino alle operazioni finali di battitura e pulizia.

CRZ64 consiglia per la posa dei propri prodotti l'utilizzo di collanti in classe C 2 in base alla normativa Europea - EN 12004.

È comunque possibile per formati di piccole dimensioni (max 30 x 30) realizzare la posa in modo tradizionale con malta cementizia aumentando lo spolvero in cemento (5+8 kg/m²).

È sempre preferibile realizzare pose a giunto aperto anche per prodotti rettificati (almeno 2 mm). Questo sistema, oltre ad essere l'unico ammesso in alcuni paesi, consente di ridurre il modulo di elasticità dello strato di rivestimento riducendo i rischi di sollevamento o distacco.

LAYING

Correct laying of the material, as well as the quality of the product, is essential for guaranteeing an excellent and satisfying final result.

It is important to carry out skilfully and carefully all the stages, ranging from the preparation of the foundations, to the composition of the mortar and the adhesives and the observance of the setting times, up to the final cleaning operations.

For laying, CRZ64 recommends for its own products the use of class C 2 adhesives in accordance with the European standards - EN 12004.

It is, however, possible for small size tiles (max. 30 x 30) to carry out the laying using traditional methods with cement mortar by increasing the cement dusting (5+8 kg/m²).

It is always preferable to lay the material with open joints even for rectified products (at least 2mm). This system, apart from being the only one permitted in some countries, allows the coefficient of elasticity of the lining layer to be reduced, lowering the risk of raising or detaching.

COLOCACIÓN

La ejecución correcta de la colocación del material es fundamental - tan importante como la calidad del producto - para garantizar un resultado final óptimo y satisfactorio. Es importante llevar a cabo con esmero y profesionalidad todas las fases que van desde la preparación de la base del solado hasta la composición de la mezcla y los materiales aglomerantes, la observación de los tiempos de maduración y secado, y las operaciones finales de percusión y limpieza. CRZ64, para la colocación de sus productos, aconseja el uso de aglomerantes de la clase C 2 de acuerdo con la normativa europea EN 12004.

En el caso de formatos de tamaño pequeño (máximo 30 x 30), de todas maneras, se puede efectuar la colocación de forma tradicional, con mortero a base de cemento incrementando las proporciones de cemento (5+8 kg/m²).

Será siempre preferible llevar a cabo colocaciones dejando juntas abiertas incluso para productos rectificadas (al menos 2 mm). Este sistema, además de ser el único admitido en algunos países, permite reducir el módulo de elasticidad de la capa de revestimiento reduciendo así el riesgo de levantamiento o despegue.

POSE

Outre la qualité du produit, l'exécution correcte de la pose des matériaux est fondamentale pour garantir un résultat final optimal et satisfaisant.

Il est important d'effectuer avec soin et professionnalisme toutes les phases qui vont de la préparation de fond, à la composition du mortier et des colles, au respect des temps de pose, jusqu'aux opérations finales de battage et nettoyage.

CRZ64 conseille pour la pose de ses produits l'utilisation de colles en classe C 2 selon la réglementation européenne - EN 12004.

Pour des formats de petites dimensions (max 30 x 30) il est toutefois possible d'effectuer la pose de façon traditionnelle, avec du mortier de ciment, en augmentant la poudre de ciment (5+8 kg/m²).

Il est toujours préférable de réaliser des poses à joint ouvert pour les produits rectifiés (au moins 2 mm). Ce système est non seulement le seul autorisé dans certains pays, mais permet aussi de réduire le module d'élasticité de la couche de revêtement en réduisant les risques de soulèvement et de détachement.

УКЛАДКА

Не только качество продукта, но и правильная укладка материала являются чрезвычайно важными для гарантии оптимального и удовлетворительного результата.

Важно тщательно и профессионально выполнять все этапы: от подготовки основы до замеса раствора и клея, до соблюдения сроков созревания, вплоть до конечных операций прибивки и очистки.

Для укладки своей продукции компания CRZ64 рекомендует использовать клеи класса C2, соответствующие европейской норме EN 12004. В любом случае, для форматов небольших размеров (макс. 30 x 30) можно выполнять укладку традиционным образом, на цементный раствор, увеличивая содержание цемента (5+8 кг/м²).

Всегда рекомендуется выполнять укладку с открытым швом даже для калиброванной продукции (не менее 2 мм). Эта система, помимо того, что она является единственной, допустимой в некоторых странах, позволяет снизить модуль упругости облицовочного слоя, уменьшая опасность подъема или отслоения пола.

CONSIGLI DI MANUTENZIONE

Advice for Maintenance / Conseil d’ entretien / Pflegehinweise / Consejos de mantenimiento

TIPO DI SPORCO <p>TYPE OF MARK/TYPE DE SALISSURES/SCHMUTZART/TIPO DE SUCIEDAD/ТИП ЗАГРЯЗНЕНИЯ</p>	DETERGENTE CONSIGLIATO <p>DETERGENT RECOMMENDED /DETERGENT CONSEILLE EMPHOULENES REINIGUNGSMITTEL/DETERGENTE ACONSEJADO РЕКОМЕНДУЕМОЕ МОЮЩЕЕ СРЕДСТВО</p>		
	Solvente (acetone o acquaregia o trielina) <p>Solvent Solvant Lösemittel Solvente Растворитель (ацетон или скипидар или разбавитель)</p>	Detergente a base acida <p>Acid based detergent Detergent a base acide Reinigungsmittel auf säurebasis Detergente de base ácida Моющее средство на кислотной основе</p>	Detergente a base alcalina <p>Alkaline based detergent Detergent a base alcaline Reinigungsmittel auf alkalbasis Detergente de base alcalina Моющее средство на щелочной основе</p>
BIRRA/VINO <p>BEER/BIER /WINE/WEIN /BIERE/VIN /CERVEZA/VINO /ПИВО/ВИНО</p>			FILA PS ⁶⁷
CAFFÈ <p>COFFEE /CAFE /KAFFEE /CAFE /КОФЕ</p>			FILA PS ⁶⁷
CATRAME <p>TAR /GOUDRON /TEER /ALQUITRAN /ТУДРОН</p>	FILA SOLV		
CAUCCIÙ <p>RUBBER /CAOUTCHOUC /KAUTSCHUK /CAUCHO /КАУЧУК</p>	FILA SOLV		
CEMENTO <p>CEMENT /CIMENT /ZEMENT /CEMENTO /ЦЕМЕНТ</p>		DETERDEK	
CERA DI CANDELA <p>CANDLE WAX /CIRE DE BOUGIE /KERZENWACHS /CERA DE VELA /СВЕЧНОЙ ВОСК</p>	FILA SOLV		
COCA COLA <p>COKE /COCA-COLA /COCA-COLA /COCA-COLA /КОКА-КОЛА</p>			FILA PS ⁶⁷
EFFLORESCENZE CALCAREE <p>CALCAREOUS EFFLORESCENCES /EFFLOURESCENSES CALCAIRES /KALK AUSBLUEHUNGEN /EFLORESCENCIAS CALCAREAS /ИЗВЕСТКОВЫЕ ПРОЯВЛЕНИЯ</p>		DETERDEK	
GESSO <p>CHALK /PLATRE /GIPS /YESO /ТИПС</p>		DETERDEK	
GRASSI ANIMALI <p>ANIMAL FATS /GRAISSES ANIMALES /TIERISCHE FETTE /GRASAS ANIMALES /ЖИВОТНЫЙ ЖИР</p>			FILA PS ⁶⁷
GRASSI VEGETALI <p>VEGETABLE FATS /GRASAS VEGETALES /PFLANZLICHE FETTE GRAISSES VEGETALES /РАСТИТЕЛЬНЫЙ ЖИР</p>			FILA PS ⁶⁷
GELATO <p>ICECREAM /GLACE/IS /HELADO /МОРОЖЕНОЕ</p>			FILA PS ⁶⁷
INCHIOSTRI <p>INKS /ENCRES /TINTE /TINTAS /ЧЕРНИЛА</p>			FILA PS ⁶⁷ - SR ⁹⁵
LAMPOSTIL <p>FELT PENS /FEUTRE /FILZSTIFT /ROTULADORES /ФЛОУМАСТЕР</p>			FILA PS ⁶⁷
KETCH-UP /КЕТЧУП			FILA PS ⁶⁷
MAIONESE <p>MAYONNAISE /MAYONNAISE /MAJONASE /MAYONESA /МАЙОНЕЗ</p>			FILA PS ⁶⁷
MARMELLATA <p>JAM /CONFITURE /MARMELADE /MERMELADA /ВАРЕНЬЕ</p>			FILA PS ⁶⁷
OLII MECCANICI <p>MECHANICAL OILS /HUILES MECANIKUES /MASCHINENOLE /ACEITES MECANICOS /МЕХАНИЧЕСКИЕ МАСЛА</p>	FILA SOLV		FILA PS ⁶⁷
OLII SILICONATI <p>SILICONE OILS /HUILES SILICONEES /SILIKONOEL /ACEITES CON SILICONA /СИЛИКОНОВЫЕ МАСЛА</p>	FILA SOLV		FILA PS ⁶⁷
OLIO DI LINO <p>LINSEED OIL /HUILE DE LIN /LEINOEL /ACEITE DE LINO /ЛЬНЯНОЕ МАСЛО</p>	FILA SOLV		
PNEUMATICI <p>TYRES /PNEUMATIQUE /REIFEN /NEUMATICO /СЛЕДЫ ШИН</p>			FILA PS ⁶⁷
RESIDUI METALLICI <p>METAL RESIDUES /RESIDUS DE METAUX /METALLRUECKSTAENDE /RESIDUOS METALICOS /СЛЕДЫ МЕТАЛЛОВ</p>		DETERDEK	
RESINE O SMALTI <p>RESINS OR ENAMELS /RESINES OU EMAUX /HARZE ODER LACKE /RESINAS O ESMALTES /СМОЛЫ ИЛИ ЭМАЛИ</p>		FILA NO PAINT STAR	
ROSSETTO <p>LIPSTICK /ROUGE A LEVRES /LIPPENSTIFT /PINTALABIOS /ПОМАДА</p>			FILA PS ⁶⁷
RUGGINE <p>RUST /ROUILLE /ROST /HERRUMBRE /РЖАВЧИНА</p>		DETERDEK	
STUCCO <p>PLASTER /MASTIC /FUGENMASSE /ESTUCO /ЗАТИРКА</p>		DETERDEK	
TEMPERE MURARIE <p>WATER BASED WALL PAINT /TEMPERAS MURALES /MAUERANSTRICHE DETREMPES /КРАСКИ ДЛЯ СТЕН</p>		DETERDEK	
SILICONE <p>SILICONE /SILICONE /SILIKON /SILICONA /СИЛИКОН</p>	FILA SOLV		
CHEWING-GUM <p>CHEWING-GUM /CHEWING-GUM /KAUGUMMI /GOMA DE MASCAR /ЖЕВАТЕЛЬНАЯ РЕЗИНКА</p>			FILA PS ⁶⁷

ATTENZIONE!

Usare molta prudenza utilizzando acidi o altri prodotti chimici, attenersi scrupolosamente alle istruzioni indicate dai produttori sulle confezioni. Si consiglia di cominciare sempre ad utilizzare i prodotti diluiti in acqua 1:5 e di aumentare gradualmente la concentrazione se non si ottiene l'eliminazione della macchia.

NOTE!

Be very careful when using acids or other chemical products and strictly follow the manufacturer’s instructions on the product. It is always advisable to begin using the products diluted 1:5 in water and gradually increase the concentration if the mark or stain is not eliminated.

ATTENTION!

Soyez très prudents lorsque vous employez des acides ou autres produits chimiques; suivez scrupuleusement les modes d’emploi des fabricants sur les emballages. Il est conseillé de commencer toujours à utiliser les produits dilués dans de l'eau (dilution 1:5) en augmentant graduellement la concentration si l'on n'obtient pas l'élimination de la tache.

ACHTUNG!

Bei der Verwendung von Säuren oder anderen chemischen Produkten sollte man sich strikt an die Anweisungen des Herstellers auf den Verpackungen halten. Es wird empfohlen, die Produkte immer erst verdünnt (im Verhältnis 1:5 mit Wasser) zu verwenden und dann schrittweise die Konzentration zu erhöhen, wenn der Fleck sich nicht entfernen lässt.

ATENCIÓN!

Proceder con mucha prudencia al utilizar ácidos u otros productos químicos y respetar rigurosamente las instrucciones indicadas por los productores en los envases. Se aconseja comenzar siempre utilizando los productos diluidos en agua 1:5 y aumentar gradualmente la concentración si no se obtiene la eliminación de la mancha.

ВНИМАНИЕ!

Будьте чрезвычайно осторожными, используя кислоты или другие химические продукты, тщательно придерживайтесь инструкций, указанных производителями на упаковках. Рекомендуется всегда использовать продукты, разбавленные в воде в пропорции 1:5, и постепенно повышать концентрацию, если пятно не выводится.

ISTRUZIONI PER LA PRIMA PULIZIA DOPO LA POSA

L'accuratezza e la tempestività della pulizia iniziale è di basilare importanza; è necessaria su tutte le tipologie di pavimentazione ceramica al fine di garantire un’agevole pulizia quotidiana.

Nel caso in cui venisse trascurata e non effettuata potrebbero insorgere alonature che impedirebbero di mantenere pulito il pavimento nonostante una buona manutenzione quotidiana. E’ necessario lavare accuratamente il pavimento per rimuovere i residui cementizi e di stuccatura.

Per stucchi di tipo cementizio occorre attendere non più di 48 ore prima di effettuare la pulizia, per stucchi additivi con lattice o epossidici occorre effettuare molto rapidamente la pulizia in quanto l’indurimento dei componenti ne renderebbe molto difficoltosa la rimozione.

I prodotti indicati per questo tipo di pulizia devono essere di natura acida (vedi tabella esemplificativa).

Per realizzare la pulizia seguire i passaggi elencati sotto:

- Stesura del prodotto acido (DETERDEK® Fila) diluito in soluzione variabile da 10 a 20% sulla superficie.

- Attendere 7/10 minuti

- Effettuare la pulizia esercitando una decisa azione meccanica; utilizzare strumenti di pulizia manuale o adeguate macchine lavapavimenti (si consiglia l’utilizzo di macchine lava-pavimenti dotate di spazzole bianche in feltro; evitare l’utilizzo di spazzole nere a residuo carbonioso). L’operazione di lavaggio deve essere il più possibile omogenea.

- Neutralizzare la soluzione acida con abbondante risciacquo, possibilmente con acqua calda. Il risciacquo deve essere effettuato più volte fino alla completa rimozione di tutto il residuo acido.

Per agevolare l’esecuzione della pulizia acida iniziale si consiglia di utilizzare un apposito dispositivo aspira-liquidi allo scopo di evitare l’essiccazione della soluzione acqua-acido, la patina essiccata della soluzione renderebbe vana l’operazione di pulizia.

Per prodotti strutturati, con rilievi pronunciati o finiture antiscivolo il lavaggio acido deve essere effettuato con la massima rapidità dopo la posa. Prima del lavaggio acido, durante la posa, si consiglia di rimuovere gli eccessi di stuccatura con spugna e acqua.

Si consiglia di provare preventivamente il lavaggio su una piastrella non posata, in particolar modo in caso di prodotti lappati o levigati.

PROTEZIONE DEL PAVIMENTO FINO A TERMINE DEI LAVORI

Dopo la posa e la successiva pulizia, raccomandiamo di prestare particolare attenzione alla protezione del pavimento, per evitare di danneggiarlo durante i lavori di finitura del cantiere. Si consiglia di ricoprire l’intera superficie con cartoni di spessore adeguato.

ISTRUZIONI PER LA PULIZIA ORDINARIA

I prodotti sono di facile manutenzione, a conferma del nostro impegno verso l’ambiente. Le modalità e la frequenza di pulizia devono comunque essere adeguate alla destinazione d’uso.

Per una efficace manutenzione si consiglia:

1. Di non lasciare lo sporco troppo a lungo sul pavimento

2. Di lavare regolarmente il pavimento utilizzando detersivi neutri o sgrassatori diluiti in acqua calda seguendo le indicazioni delle confezioni (FILA CLEANER® Fila)

3. Risciacquare con acqua pulita

ISTRUZIONI PER LA PULIZIA STRAORDINARIA

La manutenzione straordinaria si rende necessaria nel caso in cui eventi accidentali causino macchie e/o sporco dovuto a particolari sostanze. In questi casi occorre intervenire con detersivi professionali a base alcalina specifici per il tipo di sporco da rimuovere (vedi tabella esemplificativa)

Per una efficace pulizia straordinaria si consiglia di:

1. Lavaggio con acqua per rimozione dello sporco superficiale

2. Stesura del prodotto alcalino (PS87 Fila) diluito in soluzione media del 3% sulla superficie. Per situazioni di difficile rimozione delle patine o di particolari agenti macchianti è possibile aumentare progressivamente la concentrazione del detersivo.

3. Attesa di 7/10 minuti. Per agenti macchianti di difficile rimozione è possibile aumentare l’effetto abrasivo utilizzando un sapone secco in polvere da spargere sul detersivo al termine del periodo di attesa.

4. Effettuare la pulizia esercitando una decisa azione meccanica.

Utilizzare strumenti di pulizia manuale o adeguate macchine lavapavimenti (si consiglia l’utilizzo di macchine lava-pavimenti dotate di spazzole bianche in feltro; evitare l’utilizzo di spazzole nere a residuo carbonioso). L’operazione di lavaggio deve essere il più possibile omogenea.

5. Effettuare abbondante risciacquo, possibilmente con acqua calda. Il risciacquo deve essere effettuato più volte fino alla completa rimozione di tutto il residuo.

INSTRUCTIONS FOR INITIAL CLEANING AFTER INSTALLATION

Quick, thorough initial cleaning is of fundamental importance and is necessary on all types of ceramic tile to allow easy subsequent daily cleaning.

In the event of the failure to carry out this procedure properly, smears may be left which make it impossible to keep the floor clean in spite of thorough routine cleaning.

The floor must be washed thoroughly to remove cement and grout residues.

For cement-based grouts, clean within no more than 48 hours.

For grouts containing latex or epoxy resins, cleaning must be carried out very quickly, since the components are very difficult to remove once set.

The recommended products for this type of cleaning are acid-based (see table of examples).

To clean, proceed as follows:

- Apply the acid product (Fila DETERDEK®) diluted in a 10-20% solution to the surface.

- Wait 7/10 minutes.

- Clean with a vigorous scrubbing action, with suitable equipim by hand, or appropriate floor cleaning appliances (floor cleaners fitted with white felt brushes are recommended; do not use black brushes which leave a carbon residue). Take care to clean the whole floor as evenly as possible.

- Neutralise the acid solution by washing with plenty of water, hot if possible. Keep rinsing until all acid residue has been removed.

To aid in the initial acid cleaning operation, use of a special vacuum drier is recommended to prevent the water-acid solution from drying; if the solution dries to form a coating over the surface, the cleaning procedure will have failed.

For structured products, with noticeable relief patterns or anti-slip surfaces, acid washing must be carried out as soon as possible after installation. Before washing with acid, excess grout should be removed with a sponge and water during the installation procedure itself.

The effect of the washing operation should be tested on a spare tile before proceeding, especially in the case of honed or polished products.

PROTECTING THE FLOOR DURING THE REMAINDER OF THE CONSTRUCTION WORK

After laying and cleaning, it is essential to take special care to protect the floor to prevent damage during finishing works on the site. The entire surface should be covered with cardboard of suitably thickness.

ROUTINE CLEANING INSTRUCTIONS

products are easy to care for, confirming our commitment to the environment. However, cleaning procedures and frequency will always depend on the context in which the tiles are used.

For effective care, we recommend the following:

1. Do not leave dirt on the floor for too long

2. Wash the floor regularly with neutral or degreasing detergents diluted in hot water, following the instructions on the pack (Fila FILA CLEANER®)

3. Rinse with clean water.

EXTRAORDINARY CLEANING INSTRUCTIONS

Extraordinary cleaning procedures are needed if the floor becomes stained or dirty with specific substances due to accidents. In this case, professional, alkaline detergents, specifically developed for the type of dirt to be removed (see table of examples), are required.

For effective extraordinary cleaning, we recommend the following:

1. Wash with water to remove superficial dirt

2. Apply the alkaline product (Fila PS87) diluted in a solution of about 3% to the surface. The detergent concentration can be gradually increased to deal with difficult cases where coatings have to be removed, or unusually tough stains.

3. Wait 7/10 minutes. For stubborn stains, the abrasive effect can be increased by using a dry powder soap, sprinkling it over the detergent at the end of the waiting time.

4. Clean with a vigorous scrubbing action. Use suitable equipment by hand, or appropriate floor cleaning appliances (floor cleaners fitted with white felt brushes are recommended; do not use black brushes which leave a carbon residue). Take care to clean the whole floor as evenly as possible.

5. Rinse with plenty of water, hot if possible.

Keep rinsing until all residue has been removed.

INSTRUCTIONS POUR LE PREMIER NETTOYAGE APRÈS LA POSE

Il est très important que le nettoyage initial soit effectué avec le plus grand soin et tout de suite après la pose, sur tous les types de carrelage céramique, afin de garantir un nettoyage quotidien facile.

Si le nettoyage n’est pas bien fait, des auréoles pourraient se former et empêcher que le carrelage soit propre malgré un bon entretien quotidien.

Laver soigneusement le carrelage pour enlever tous les résidus de ciment et de produit de jointoiement.

Pour les cimentés-joints, attendre moins de 48 heures avant de nettoyer, pour les adjuvants avec latex ou les joints époxy, effectuer le nettoyage très rapidement car si les composants durcissent leur enlèvement devient extrêmement difficile.

Les produits indiqués pour ce type de nettoyage doivent être de nature acide (voir tableau avec exemples).

Pour le nettoyage, procéder comme suit:

- Étaler sur la surface le produit acide (DETERDEK® Fila) dilué dans une solution variable de 10 à 20%.

- Attendre 7/10 minutes

- Effectuer le nettoyage en exerçant une action mécanique ferme ; utiliser des instruments de nettoyage manuel ou des nettoyeurs appropriés (il est conseillé d’utiliser des nettoyeurs équipés de brosses blanches en feutre ; éviter les brosses noires à résidu carboné). L’opération de lavage doit être le plus possible homogène.

- Neutraliser la solution acide avec un rinçage abondant, si possible à l’eau chaude. Le rinçage doit être fait plusieurs fois jusqu’à ce qu’il n’y ait plus du tout de résidu acide.

Pour faciliter le nettoyage acide initial, utiliser un dispositif approprié d’aspiration des liquides afin d’éviter le séchage de la solution eau-acide ; la patine séchée de la solution rendrait inutile l’opération de nettoyage. Pour des produits structurés, avec des reliefs prononcés ou des finitions anti-dérapantes, le lavage acide doit être effectué le plus tôt possible après la pose. Avant le lavage acide, pendant la pose, enlever les surplus de produit de jointoiement avec une éponge et de l’eau. Il est conseillé de faire un essai avant le lavage sur un carreau non posé surtout dans le cas de produits rodés ou polis.

PROTECTION DU CARRELAGE JUSQU’À LA FIN DES TRAVAUX

Après la pose et le nettoyage, faire très attention à la protection du carrelage pour éviter de l’endommager pendant les travaux de finition du chantier. Il est conseillé de couvrir toute la surface avec des cartons d’une épaisseur appropriée.

INSTRUCTIONS POUR LE NETTOYAGE COURANT

Les produits sont d’un entretien facile ce qui confirme notre engagement pour la protection de l’environnement. Les modalités et la fréquence de nettoyage doivent être adaptées à la destination d’usage.

Pour un entretien efficace, il est conseillé:

1. De ne pas laisser le carrelage sale trop longtemps

2. De laver régulièrement le sol en utilisant des détergents neutres ou des produits de dégraissage dilués dans de l’eau chaude en suivant les indications des conditionnements (FILA CLEANER® Fila)

3. De rincer à l’eau propre

INSTRUCTIONS POUR LE NETTOYAGE EXTRAORDINAIRE

L’entretien extraordinaire s’avère nécessaire si des actions accidentelles causent des taches et/ou de la saleté due à des substances particulières. Dans ces cas, intervenir avec des détergents professionnels à base alcaline, spécifiques pour le type de saleté à nettoyer (voir tableau avec exemples). Pour un entretien extraordinaire efficace, il est conseillé:

1. De laver avec de l’eau pour enlever la saleté superficielle

2. D’étendre le produit alcalin sur la surface (PS87 Fila) dilué en solution moyenne de 3%. Si la patine ou les agents tachants particuliers sont difficiles à nettoyer, augmenter progressivement la concentration du détergent.

3. Attendre 7/10 minutes. Pour des agents tachants difficiles à enlever, augmenter l’effet abrasif en utilisant un savon sec en poudre à répandre sur le détergent à la fin de la période d’attente.

4. Effectuer le nettoyage en exerçant une action mécanique ferme. Utiliser des instruments de nettoyage manuel ou des nettoyeurs appropriés (il est conseillé d’utiliser des nettoyeurs équipés de brosses blanches en feutre ; éviter les brosses noires à résidu carboné). L’opération de lavage doit être le plus possible homogène.

5. Rincer abondamment si possible avec de l’eau chaude. Le rinçage doit être fait plusieurs fois jusqu’à ce qu’il n’y ait plus du tout de résidu.

I COLORI E GLI EFFETTI RIPORTATI SUL PRESENTE CATALOGO SONO INDICATIVI PER I LIMITI CONSENTITI DALLA STAMPA;
PER QUESTO NON POSSONO ESSERE VINCOLANTI E COSTITUIRE BASE PER EVENTUALI CONTESTAZIONI.

THE COLOURS AND THE EFFECTS ON THIS CATALOGUE ARE INDICATIVE DUE TO LIMITS OF THE PRINT;
FOR THIS REASON, THEY CANNOT BE BINDING AND BE THE BASE FOR POSSIBLE CLAIMS.

CRZ64
CERAMICA SENSIBILE ITALIANA